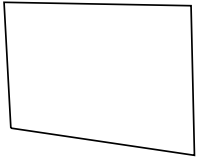




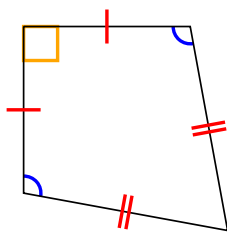
Determina se la forma è un Quadrilatero (Q), Deltoide (D), Trapezio (T), Parallelogramma (P), Rombo (O), Rettangolo (R) o Quadrato (Q). Possono essere più di uno

Risposte

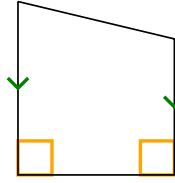
1)



2)



3)



1. _____

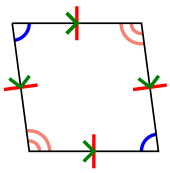
2. _____

3. _____

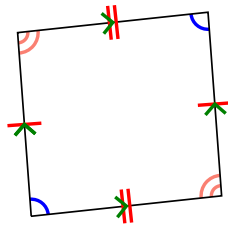
4. _____

5. _____

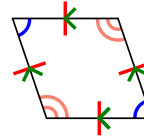
4)



5)



6)



6. _____

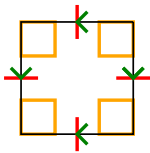
7. _____

8. _____

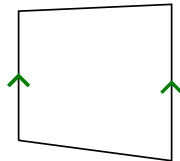
9. _____

10. _____

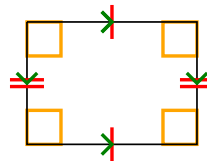
7)



8)



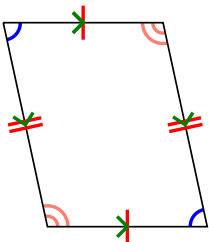
9)



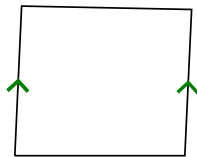
11. _____

12. _____

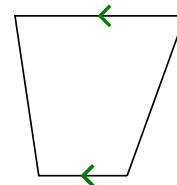
10)



11)



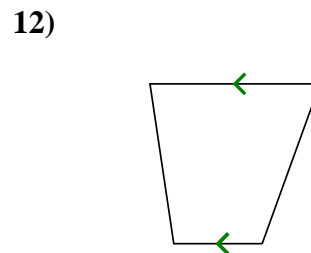
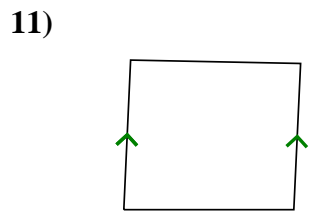
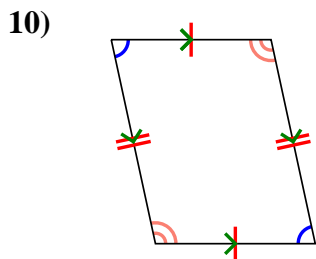
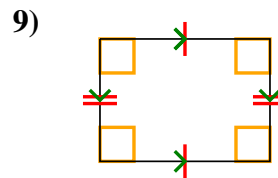
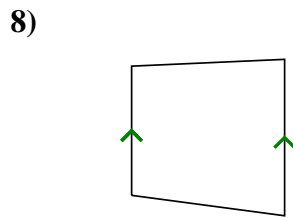
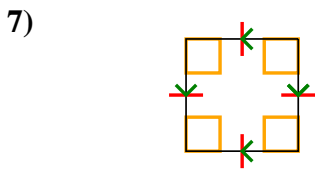
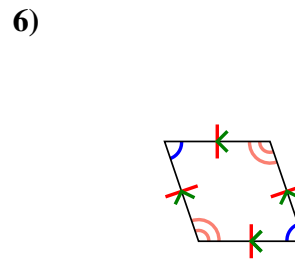
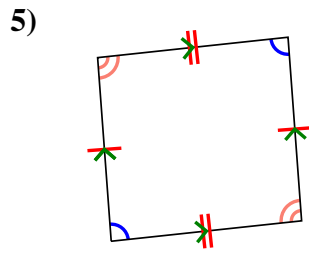
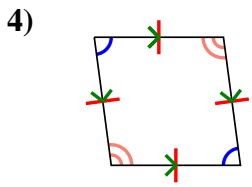
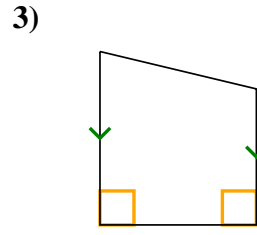
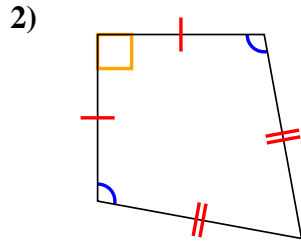
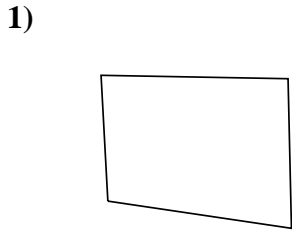
12)





Determina se la forma è un Quadrilatero (Q), Deltoide (D), Trapezio (T), Parallelogramma (P), Rombo (O), Rettangolo (R) o Quadrato (Q). Possono essere più di uno

Risposte



1. Q
2. Q,K
3. Q,T
4. Q,P,H
5. Q,P
6. Q,P,H
7. Q,P,H,R,S
8. Q,T
9. Q,P,R
10. Q,P
11. Q,T
12. Q,T