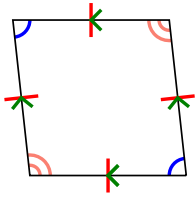




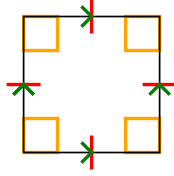
Determina se la forma è un Quadrilatero (Q), Deltoide (D), Trapezio (T), Parallelogramma (P), Rombo (O), Rettangolo (R) o Quadrato (Q). Possono essere più di uno

Risposte

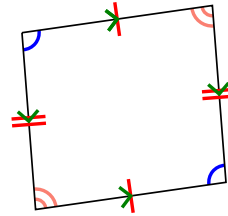
1)



2)



3)



1. _____


2. _____

3. _____

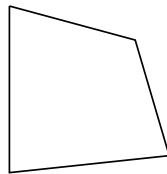
4. _____

5. _____

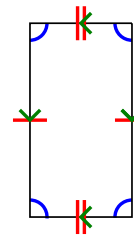
4)



5)



6)



6. _____

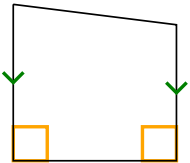
7. _____

8. _____

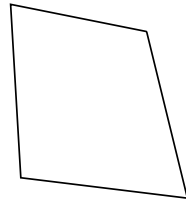
9. _____

10. _____

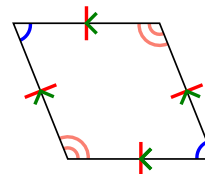
7)



8)



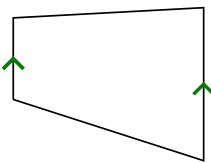
9)



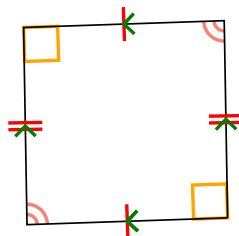
11. _____

12. _____

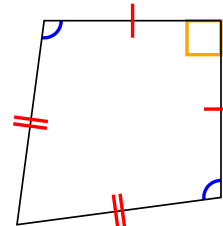
10)



11)



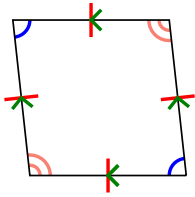
12)



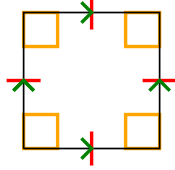


Determina se la forma è un Quadrilatero (Q), Deltoide (D), Trapezio (T), Parallelogramma (P), Rombo (O), Rettangolo (R) o Quadrato (Q). Possono essere più di uno

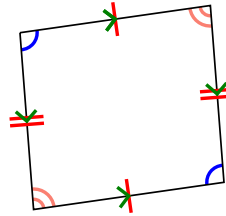
1)




2)



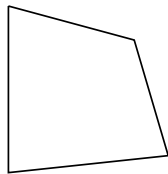
3)



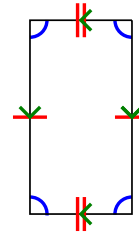
4)



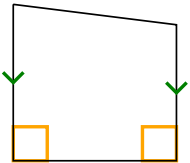
5)



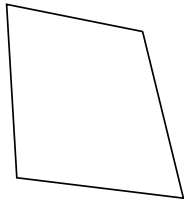
6)



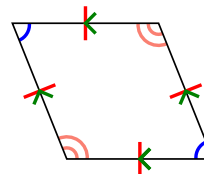
7)



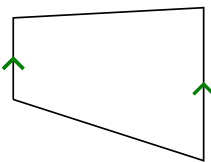
8)



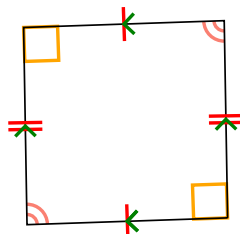
9)



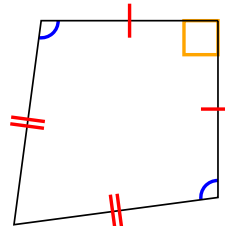
10)



11)



12)



Risposte

1. Q,P,H

2. Q,P,H,R,S

3. Q,P

4. Q

5. Q

6. Q,P

7. Q,T

8. Q

9. Q,P,H

10. Q,T

11. Q,P

12. Q,K