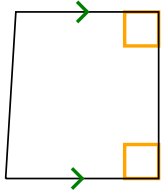




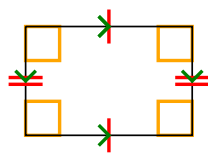
Determina se la forma è un Quadrilatero (Q), Deltoide (D), Trapezio (T), Parallelogramma (P), Rombo (O), Rettangolo (R) o Quadrato (Q). Possono essere più di uno

Risposte


1)



2)



3)



1. _____

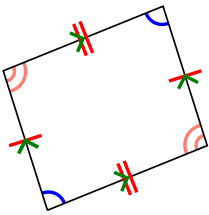
2. _____

3. _____

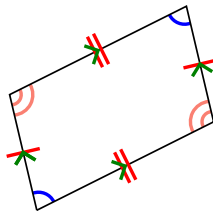
4. _____

5. _____

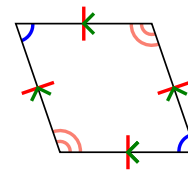
4)



5)



6)



6. _____

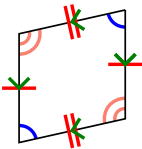
7. _____

8. _____

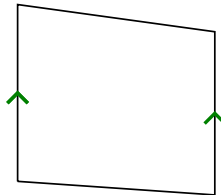
9. _____

10. _____

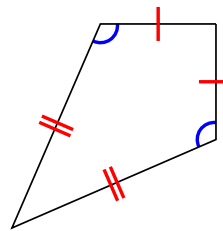
7)



8)



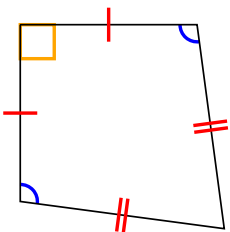
9)



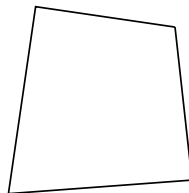
11. _____

12. _____


10)



11)



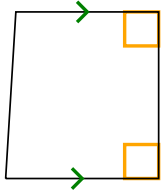
12)



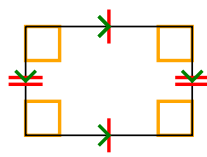


Determina se la forma è un Quadrilatero (Q), Deltoide (D), Trapezio (T), Parallelogramma (P), Rombo (O), Rettangolo (R) o Quadrato (Q). Possono essere più di uno


1)



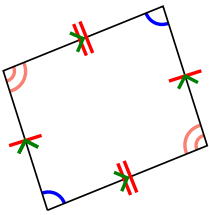
2)



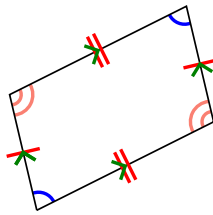
3)



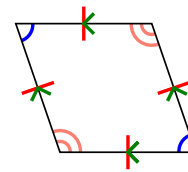
4)



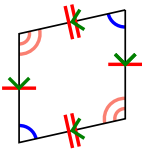
5)



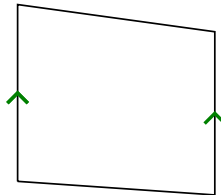
6)



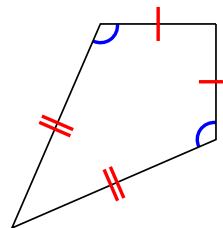
7)



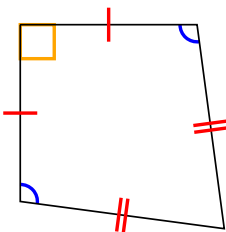
8)



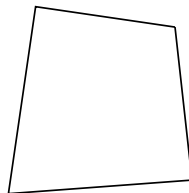
9)




10)



11)



12)



Risposte

1. Q,T

2. Q,P,R

3. Q

4. Q,P

5. Q,P

6. Q,P,H

7. Q,P

8. Q,T

9. Q,K

10. Q,K

11. Q

12. Q