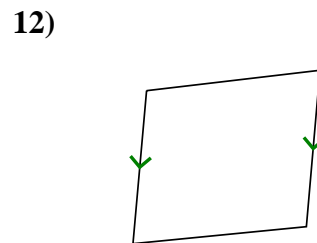
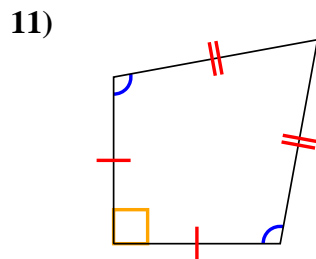
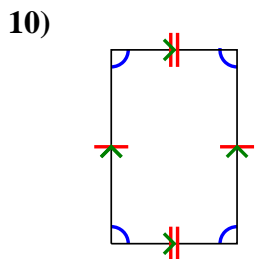
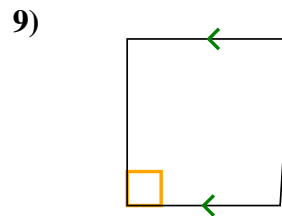
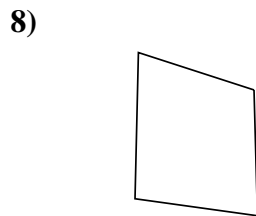
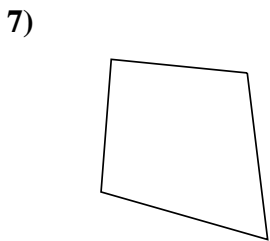
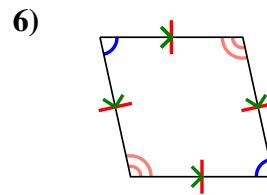
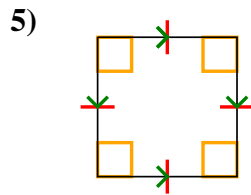
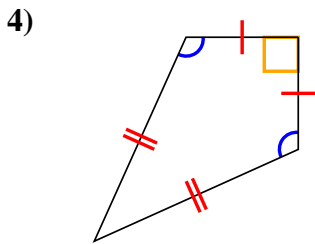
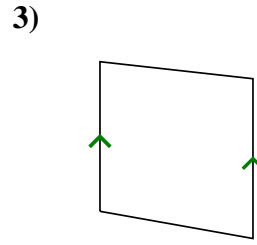
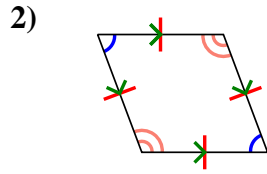
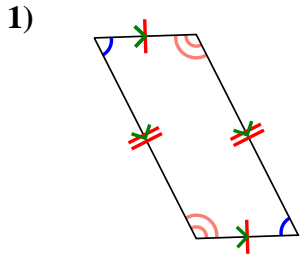




Determina se la forma è un Quadrilatero (Q), Deltoide (D), Trapezio (T), Parallelogramma (P), Rombo (O), Rettangolo (R) o Quadrato (Q). Possono essere più di uno

Risposte

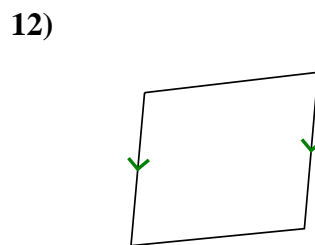
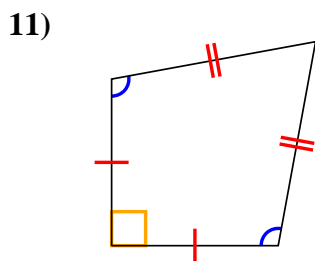
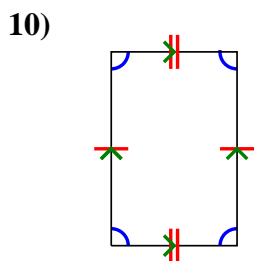
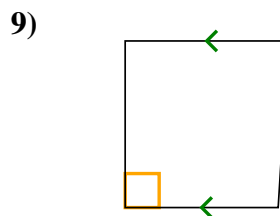
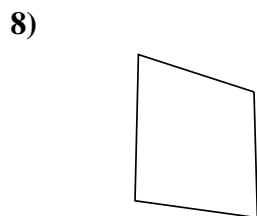
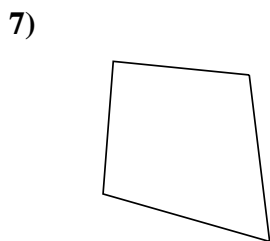
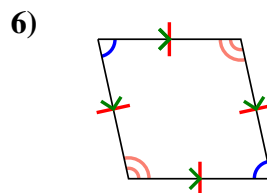
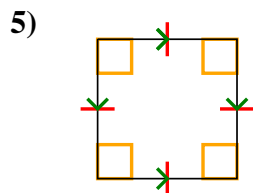
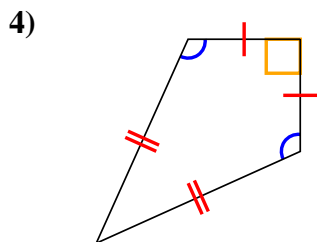
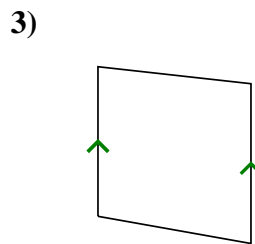
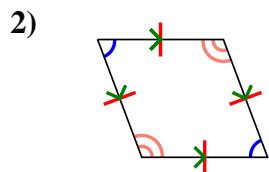
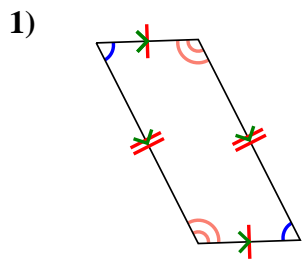


- 1. _____
- 2. _____
- 3. _____
- 4. _____
- 5. _____
- 6. _____
- 7. _____
- 8. _____
- 9. _____
- 10. _____
- 11. _____
- 12. _____



Determina se la forma è un Quadrilatero (Q), Deltoide (D), Trapezio (T), Parallelogramma (P), Rombo (O), Rettangolo (R) o Quadrato (Q). Possono essere più di uno

Risposte



1. Q,P

2. Q,P,H

3. Q,T

4. Q,K

5. Q,P,H,R,S

6. Q,P,H

7. Q

8. Q

9. Q,T

10. Q,P

11. Q,K

12. Q,T