



Completa la griglia utilizzando il grafico.

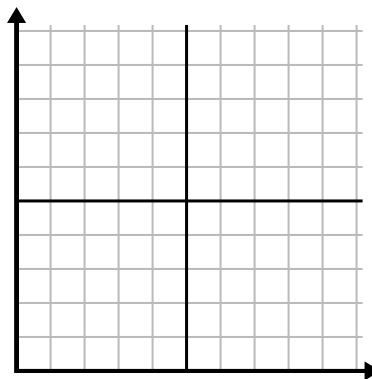
1)

Anno	1	2	3	4	5	6
Scatole di penne usate	10	1	6	2	7	8



2)

Giorno	1	2	3	4	5
Testi inviati	25	35	40	15	5



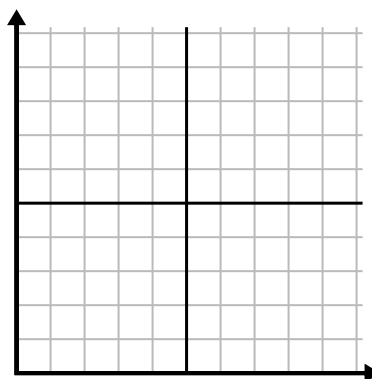
3)

Anno	1	2	3	4	5
Cartucce di inchiostro usate	10	4	12	2	14



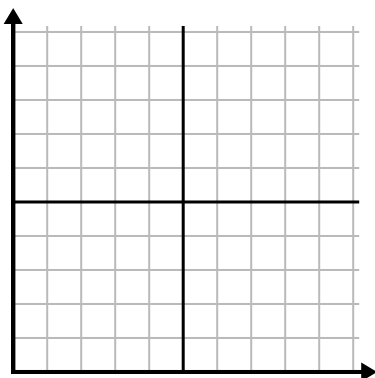
4)

Giorno	1	2	3	4	5
Video di Youtube guardati	120	60	300	150	30



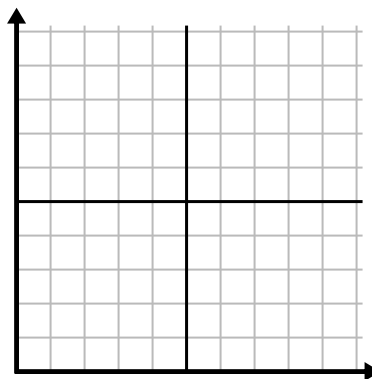
5)

Settimana	1	2	3	4	5	6	7
Acqua utilizzata (galloni)	100	50	90	10	60	80	40



6)

Giorno	1	2	3	4	5	6	7
Soldi spesi	1	7	3	4	5	6	8

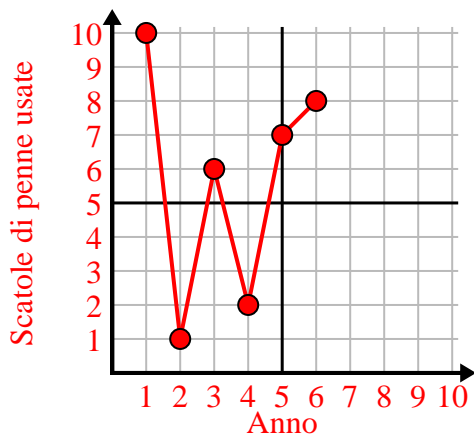




Completa la griglia utilizzando il grafico.

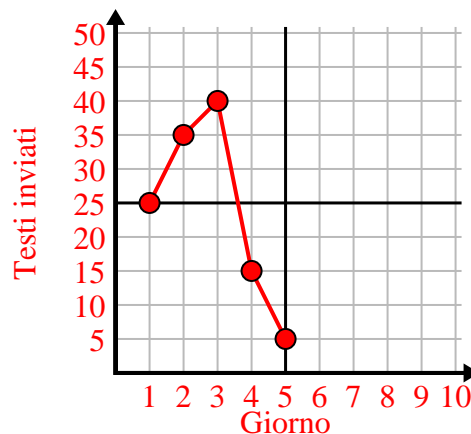
1)

Anno	1	2	3	4	5	6
Scatole di penne usate	10	1	6	2	7	8



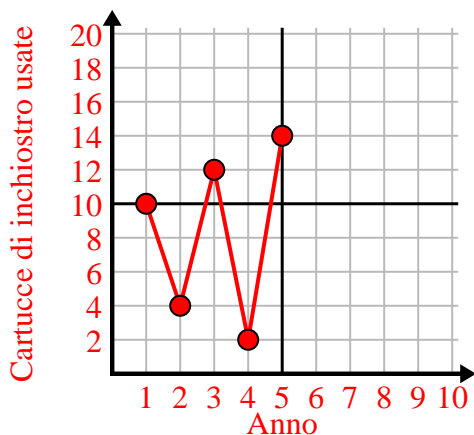
2)

Giorno	1	2	3	4	5
Testi inviati	25	35	40	15	5



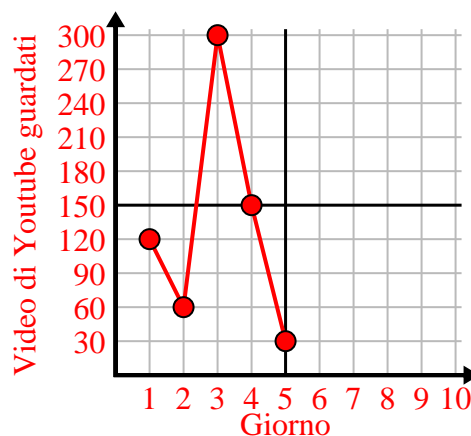
3)

Anno	1	2	3	4	5
Cartucce di inchiostro usate	10	4	12	2	14



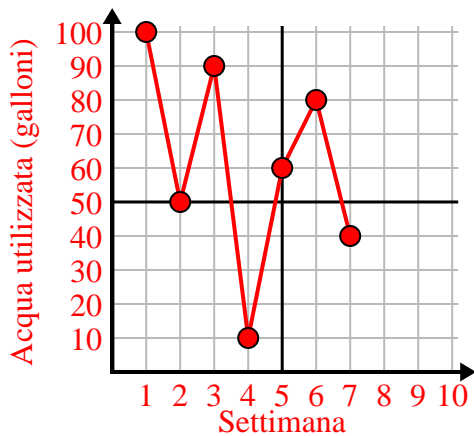
4)

Giorno	1	2	3	4	5
Video di Youtube guardati	120	60	300	150	30



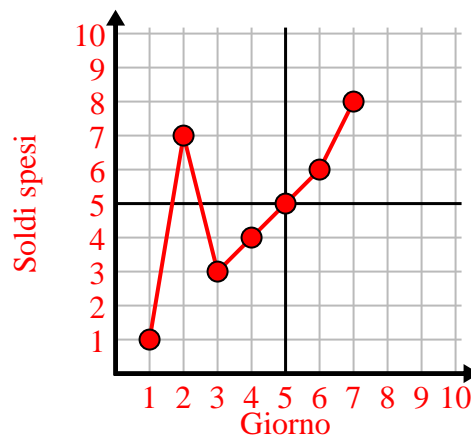
5)

Settimana	1	2	3	4	5	6	7
Acqua utilizzata (galloni)	100	50	90	10	60	80	40



6)

Giorno	1	2	3	4	5	6	7
Soldi spesi	1	7	3	4	5	6	8

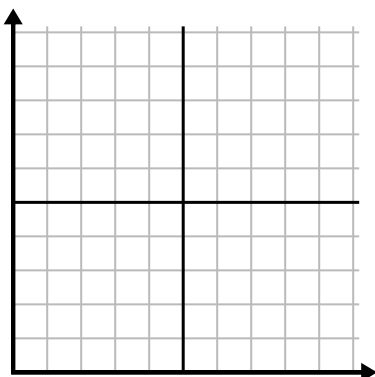




Completa la griglia utilizzando il grafico.

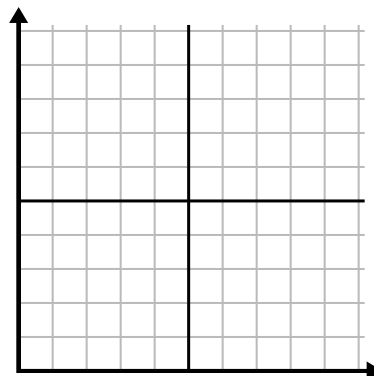
1)

Giorno	1	2	3	4	5	6	7
Video di Youtube guardati	30	180	270	150	60	90	240



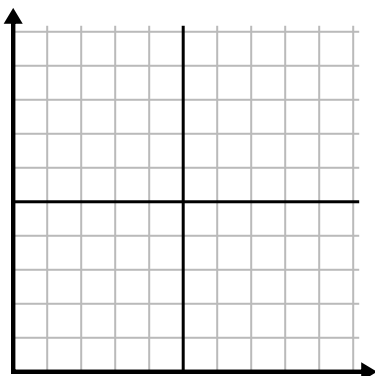
2)

Mese	1	2	3	4	5
Prezzo bolletta elettrica	225	150	75	125	50



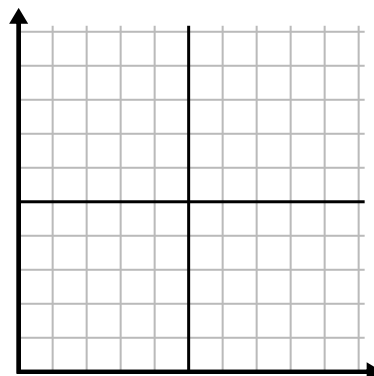
3)

Anno	1	2	3	4	5
Cartucce di inchiostro usate	16	2	10	12	8



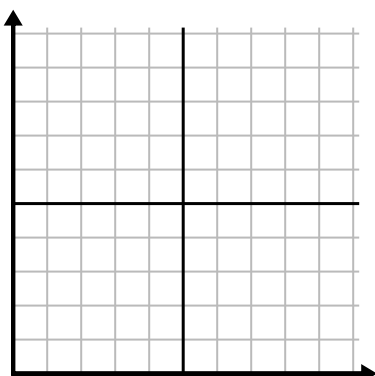
4)

Giorno	1	2	3	4	5	6
Soldi spesi	2	7	9	8	5	1



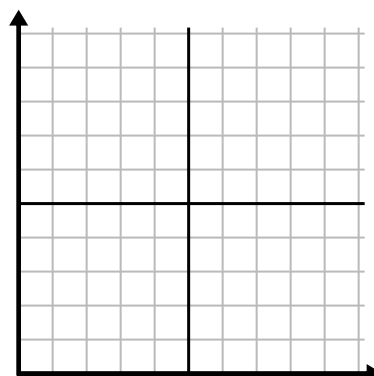
5)

Ora	1	2	3	4	5	6	7
Importo venduto	5	4	2	9	7	6	8



6)

Giorno	1	2	3	4	5	6
Pasti venduti	600	900	700	500	100	400

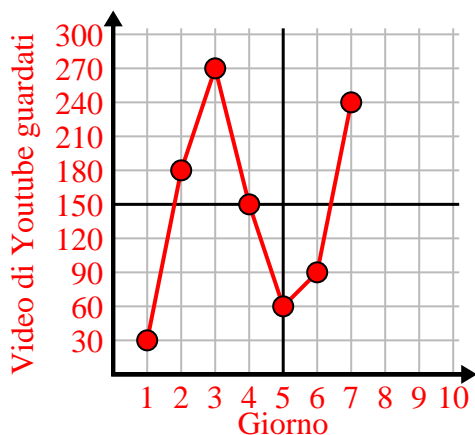




Completa la griglia utilizzando il grafico.

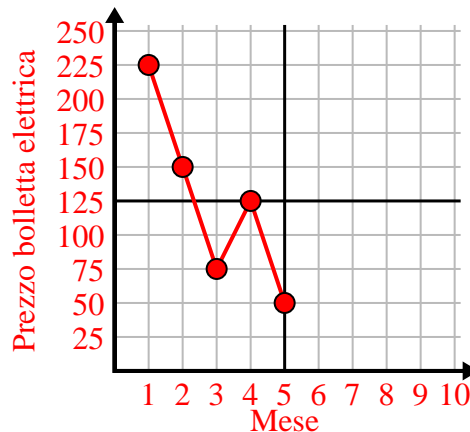
1)

Giorno	1	2	3	4	5	6	7
Video di Youtube guardati	30	180	270	150	60	90	240



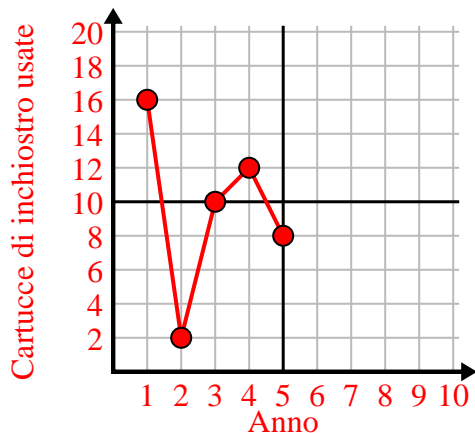
2)

Mese	1	2	3	4	5
Prezzo bolletta elettrica	225	150	75	125	50



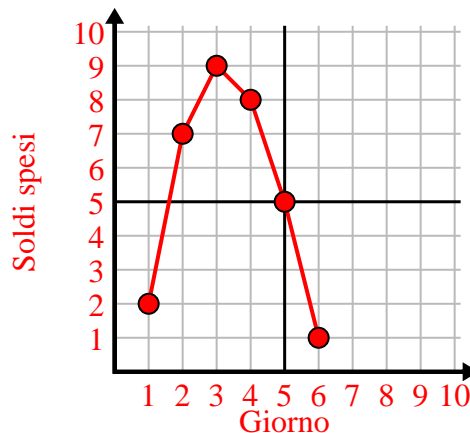
3)

Anno	1	2	3	4	5
Cartucce di inchiostro usate	16	2	10	12	8



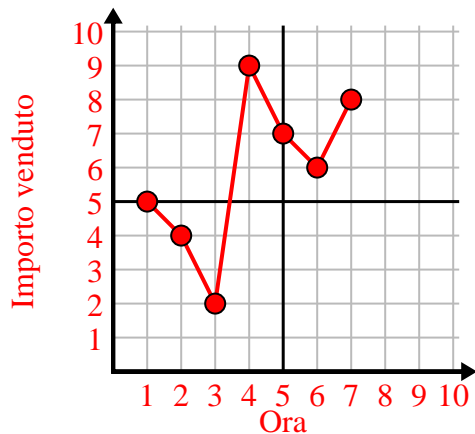
4)

Giorno	1	2	3	4	5	6
Soldi spesi	2	7	9	8	5	1



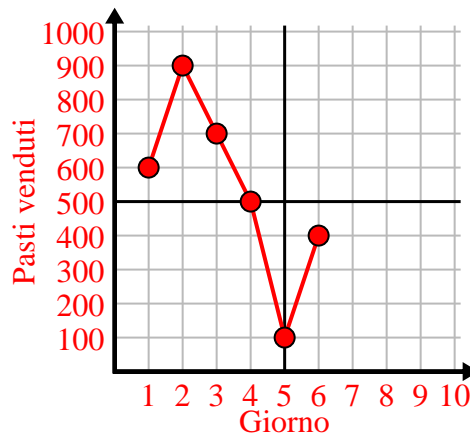
5)

Ora	1	2	3	4	5	6	7
Importo venduto	5	4	2	9	7	6	8



6)

Giorno	1	2	3	4	5	6
Pasti venduti	600	900	700	500	100	400

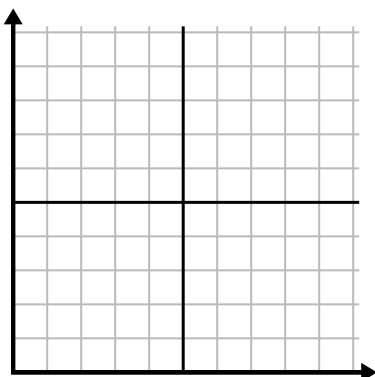




Completa la griglia utilizzando il grafico.

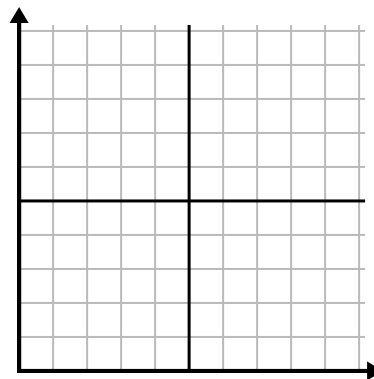
1)

Mese	1	2	3	4	5	6
Prezzo bolletta elettrica	175	50	250	200	100	150



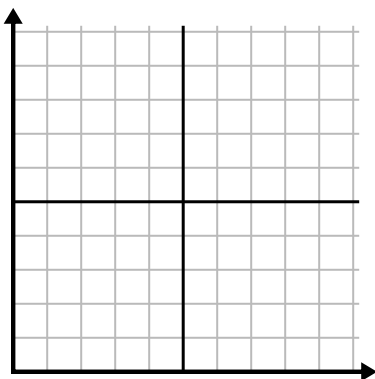
2)

Giorno	1	2	3	4	5
Pasti venduti	900	300	600	1.000	400



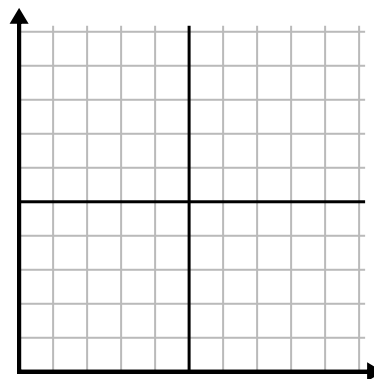
3)

Settimana	1	2	3	4	5	6	7
Ore di TV guardate	15	30	50	35	10	25	45



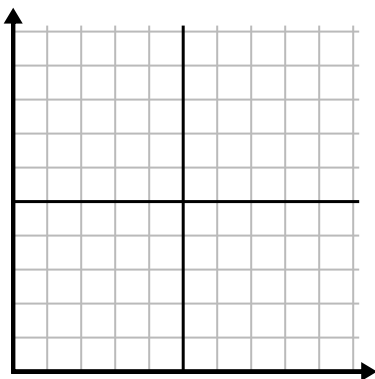
4)

Ora	1	2	3	4	5
Importo venduto	2	3	8	1	4



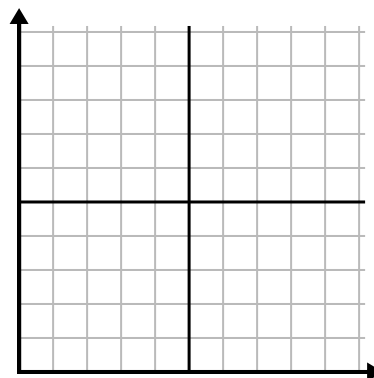
5)

Giorno	1	2	3	4	5
Calorie bruciate	200	180	40	80	120



6)

Anno	1	2	3	4	5	6
Cartucce di inchiostro usate	18	20	14	16	12	8

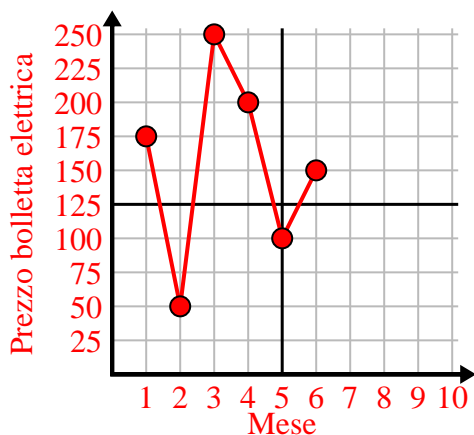




Completa la griglia utilizzando il grafico.

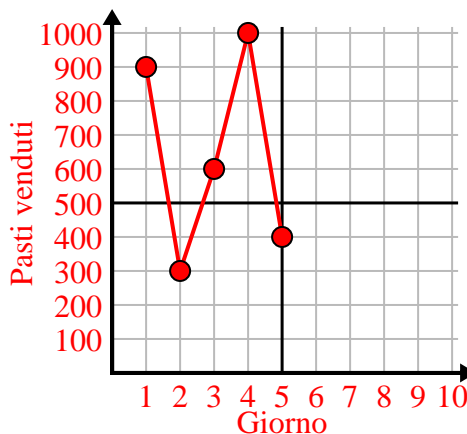
1)

Mese	1	2	3	4	5	6
Prezzo bolletta elettrica	175	50	250	200	100	150



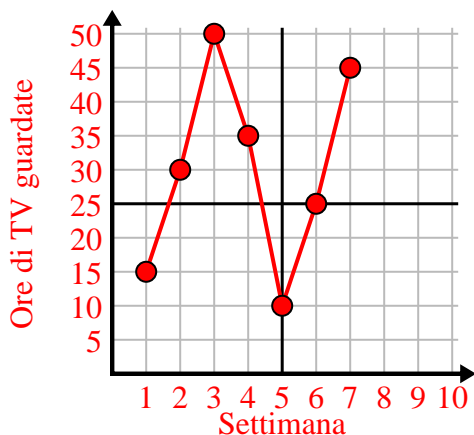
2)

Giorno	1	2	3	4	5
Pasti venduti	900	300	600	1.000	400



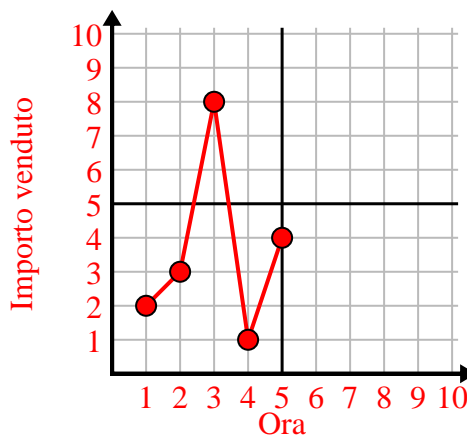
3)

Settimana	1	2	3	4	5	6	7
Ore di TV guardate	15	30	50	35	10	25	45



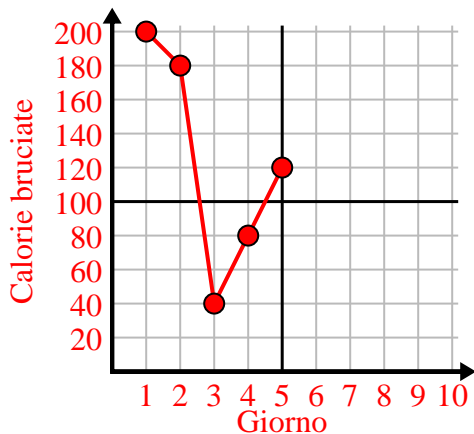
4)

Ora	1	2	3	4	5
Importo venduto	2	3	8	1	4



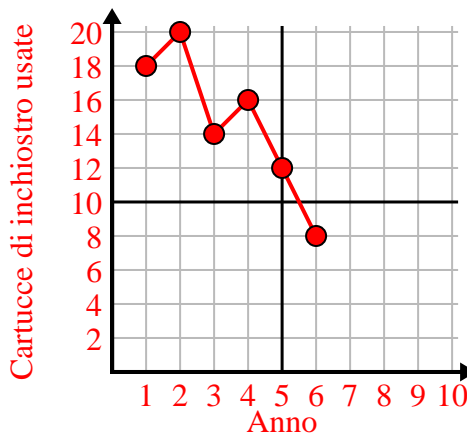
5)

Giorno	1	2	3	4	5
Calorie bruciate	200	180	40	80	120



6)

Anno	1	2	3	4	5	6
Cartucce di inchiostro usate	18	20	14	16	12	8

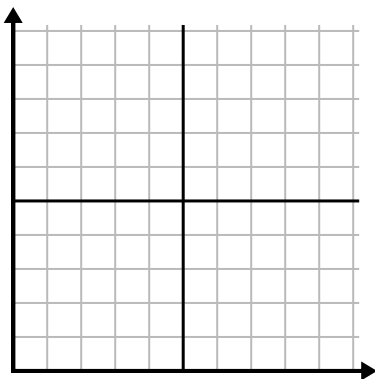




Completa la griglia utilizzando il grafico.

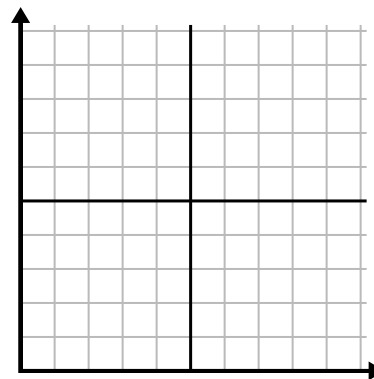
1)

Giorno	1	2	3	4	5	6	7
Testi inviati	5	30	25	50	35	15	10



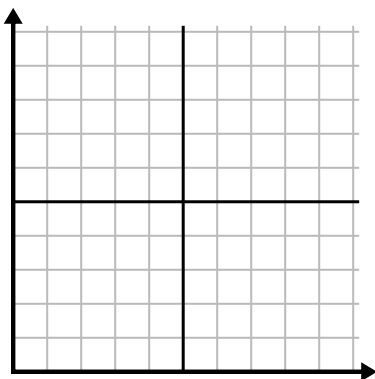
2)

Giorno	1	2	3	4	5	6	7
Soldi spesi	1	5	4	6	10	2	3



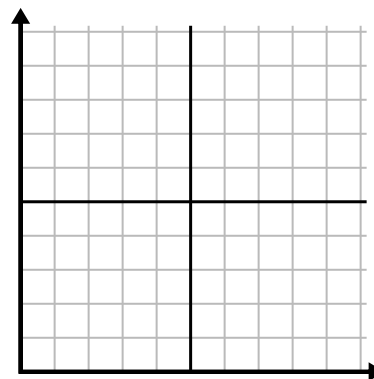
3)

Settimana	1	2	3	4	5
Acqua utilizzata (galloni)	20	60	100	90	70



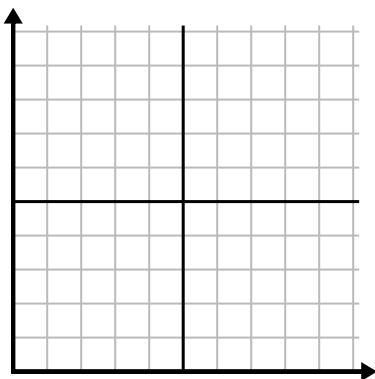
4)

Giorno	1	2	3	4	5	6
Calorie bruciate	80	180	40	20	100	200



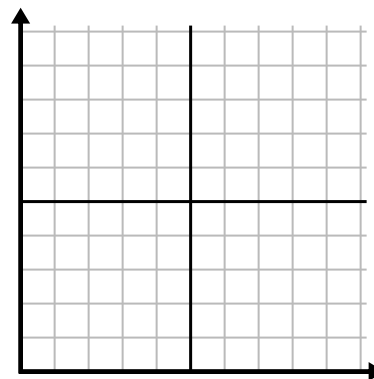
5)

Mese	1	2	3	4	5
Prezzo bolletta elettrica	150	175	125	200	25



6)

Ora	1	2	3	4	5	6
Importo venduto	4	9	7	10	3	6

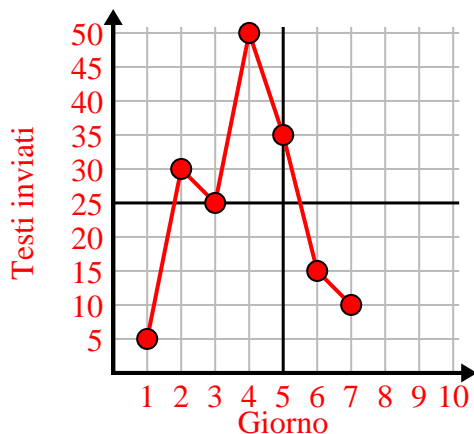




Completa la griglia utilizzando il grafico.

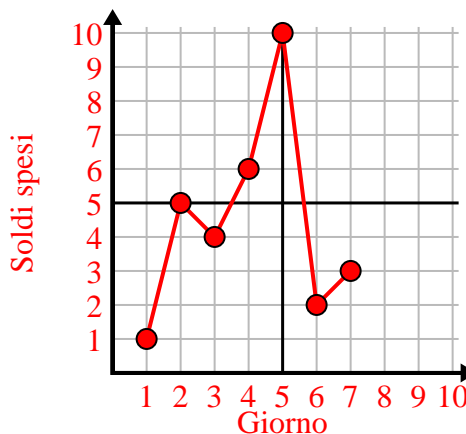
1)

Giorno	1	2	3	4	5	6	7
Testi inviati	5	30	25	50	35	15	10



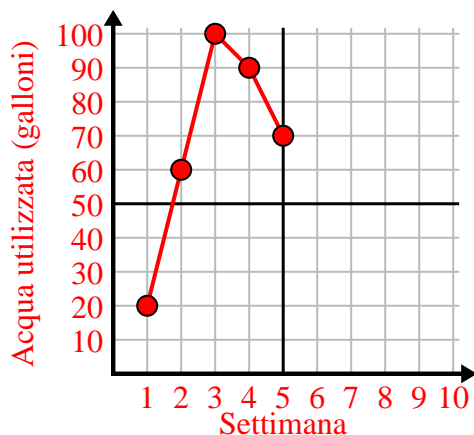
2)

Giorno	1	2	3	4	5	6	7
Soldi spesi	1	5	4	6	10	2	3



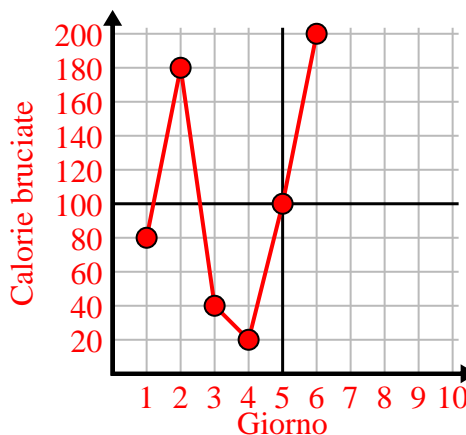
3)

Settimana	1	2	3	4	5
Acqua utilizzata (galloni)	20	60	100	90	70



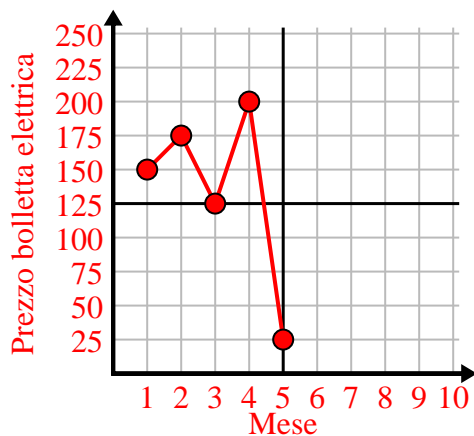
4)

Giorno	1	2	3	4	5	6
Calorie bruciate	80	180	40	20	100	200



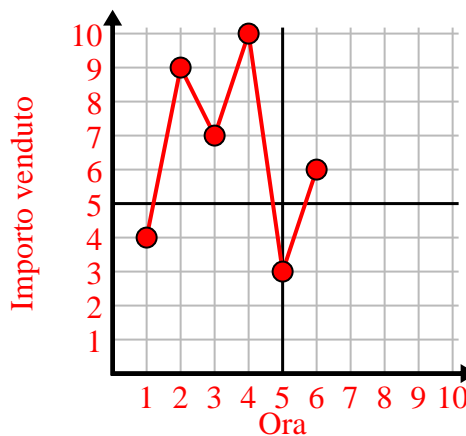
5)

Mese	1	2	3	4	5
Prezzo bolletta elettrica	150	175	125	200	25



6)

Ora	1	2	3	4	5	6
Importo venduto	4	9	7	10	3	6







Completa la griglia utilizzando il grafico.

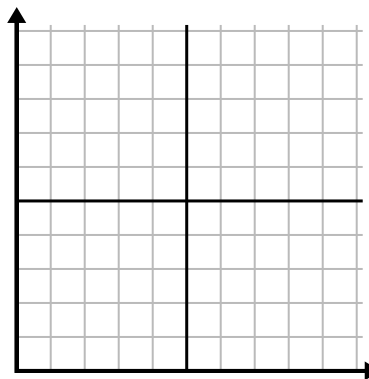
1)

Giorno	1	2	3	4	5
Calorie bruciate	160	40	100	20	180



2)

Anno	1	2	3	4	5
Scatole di penne usate	9	2	8	6	10



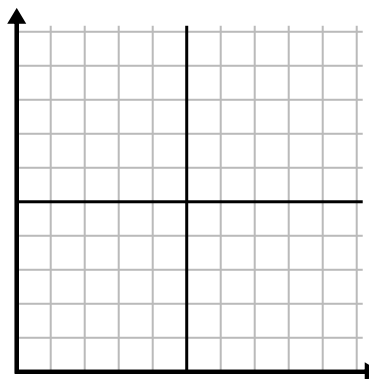
3)

Giorno	1	2	3	4	5
Testi inviati	40	25	45	5	30



4)

Giorno	1	2	3	4	5	6	7
Pasti venduti	600	900	200	1.000	500	400	700



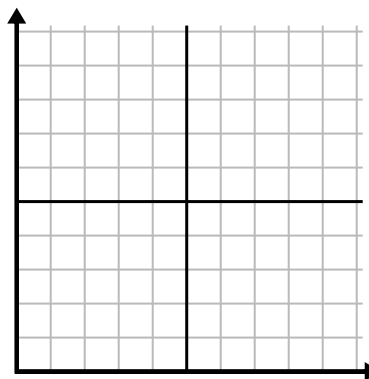
5)

Ora	1	2	3	4	5
Importo venduto	8	5	10	3	9



6)

Settimana	1	2	3	4	5
Acqua utilizzata (galloni)	70	80	10	40	100

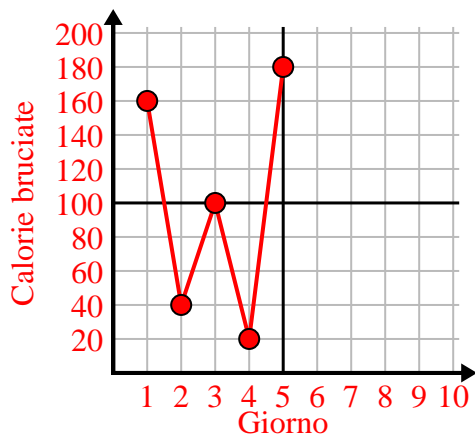




Completa la griglia utilizzando il grafico.

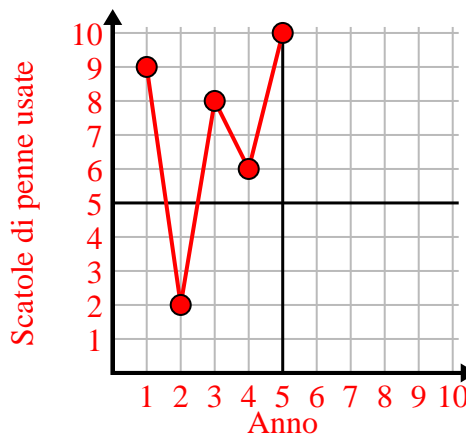
1)

Giorno	1	2	3	4	5
Calorie bruciate	160	40	100	20	180



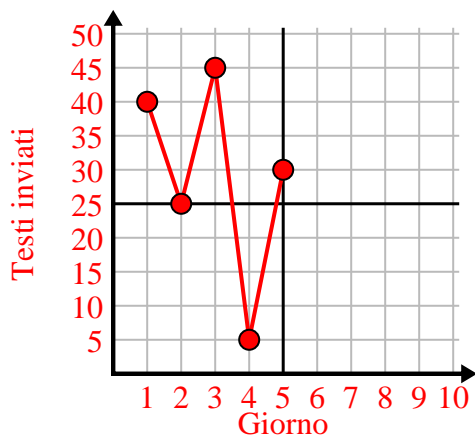
2)

Anno	1	2	3	4	5
Scatole di penne usate	9	2	8	6	10



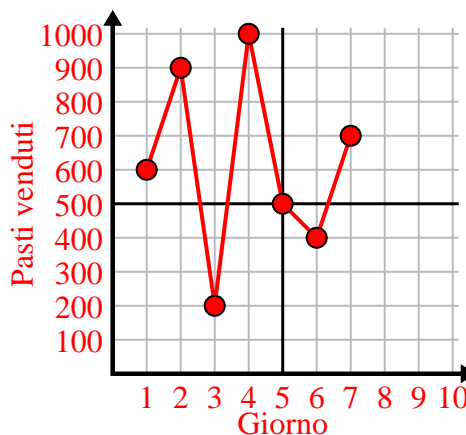
3)

Giorno	1	2	3	4	5
Testi inviati	40	25	45	5	30



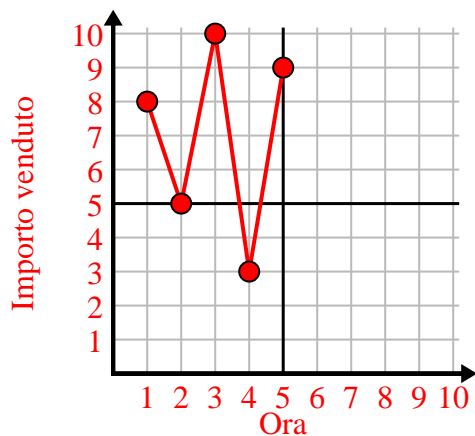
4)

Giorno	1	2	3	4	5	6	7
Pasti venduti	600	900	200	1.000	500	400	700



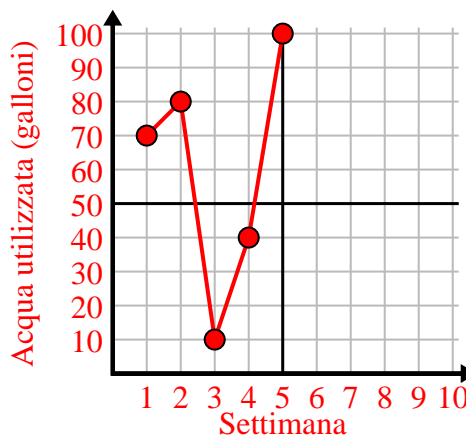
5)

Ora	1	2	3	4	5
Importo venduto	8	5	10	3	9



6)

Settimana	1	2	3	4	5
Acqua utilizzata (galloni)	70	80	10	40	100

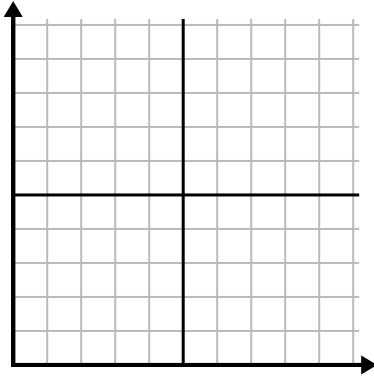




Completa la griglia utilizzando il grafico.

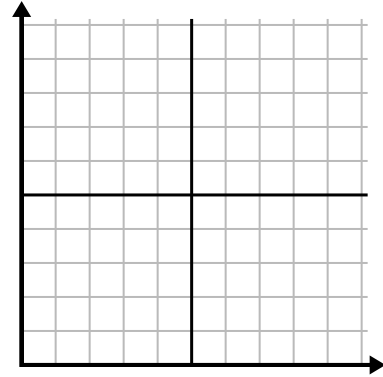
1)

Giorno	1	2	3	4	5	6
Calorie bruciate	80	60	140	100	40	180



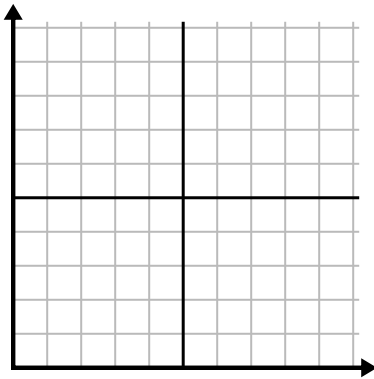
2)

Mese	1	2	3	4	5
Prezzo bolletta elettrica	225	250	175	150	75



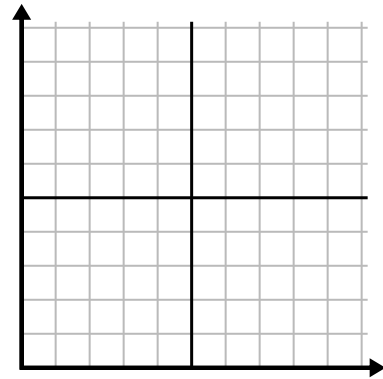
3)

Ora	1	2	3	4	5
Importo venduto	1	9	2	6	5



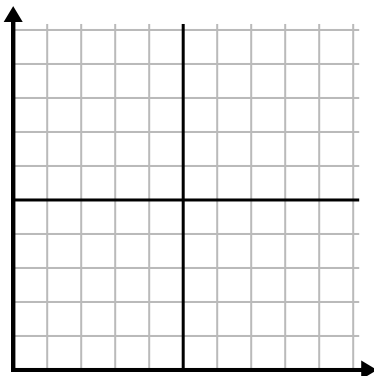
4)

Giorno	1	2	3	4	5	6	7
Testi inviati	5	10	50	30	20	15	25



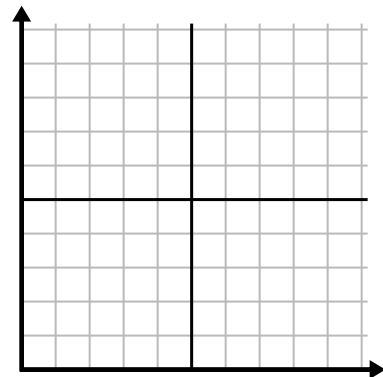
5)

Settimana	1	2	3	4	5	6	7
Acqua utilizzata (galloni)	90	10	80	100	50	20	70



6)

Giorno	1	2	3	4	5	6	7
Soldi spesi	8	7	6	5	4	3	10

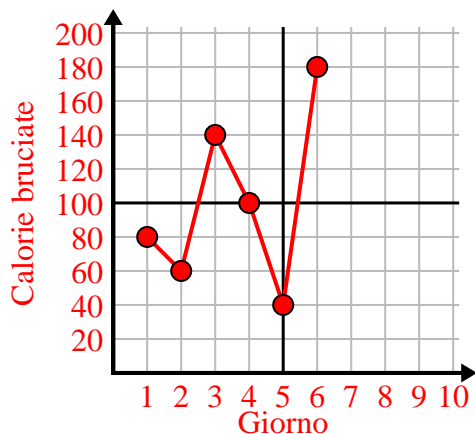




Completa la griglia utilizzando il grafico.

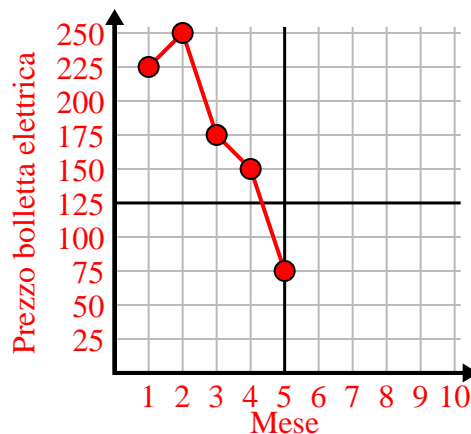
1)

Giorno	1	2	3	4	5	6
Calorie bruciate	80	60	140	100	40	180



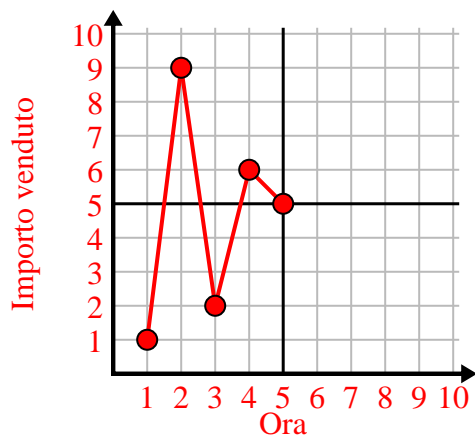
2)

Mese	1	2	3	4	5
Prezzo bolletta elettrica	225	250	175	150	75



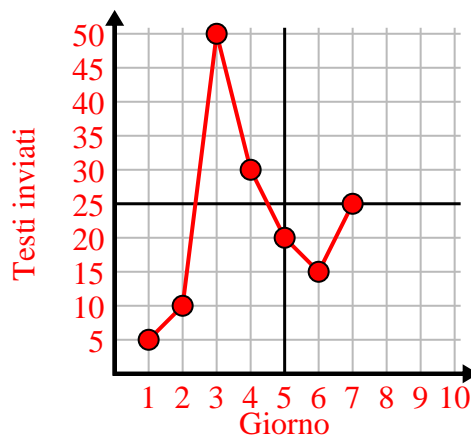
3)

Ora	1	2	3	4	5
Importo venduto	1	9	2	6	5



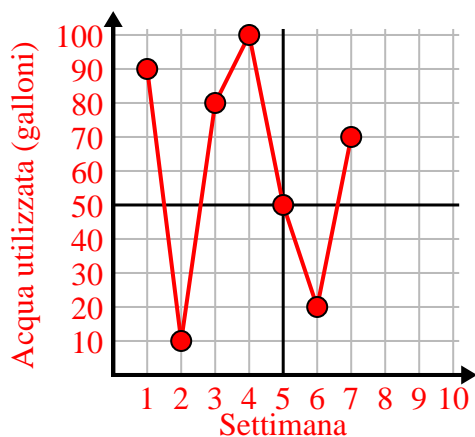
4)

Giorno	1	2	3	4	5	6	7
Testi inviati	5	10	50	30	20	15	25



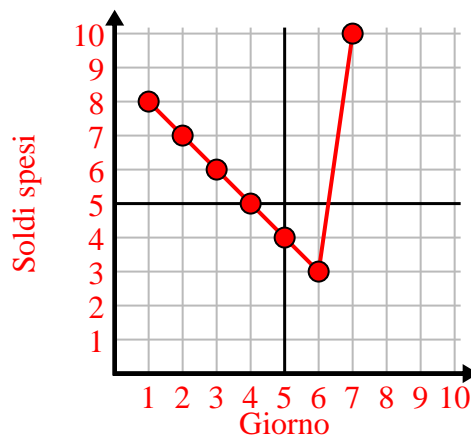
5)

Settimana	1	2	3	4	5	6	7
Acqua utilizzata (galloni)	90	10	80	100	50	20	70



6)

Giorno	1	2	3	4	5	6	7
Soldi spesi	8	7	6	5	4	3	10

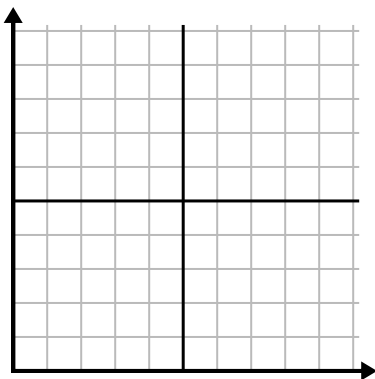




Completa la griglia utilizzando il grafico.

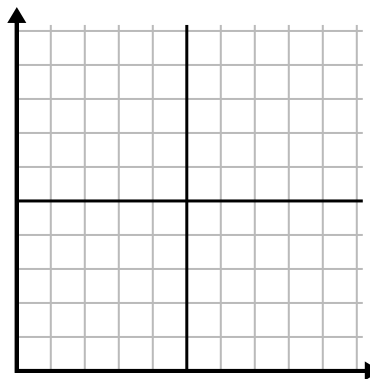
1)

Giorno	1	2	3	4	5
Pasti venduti	1.000	300	900	100	700



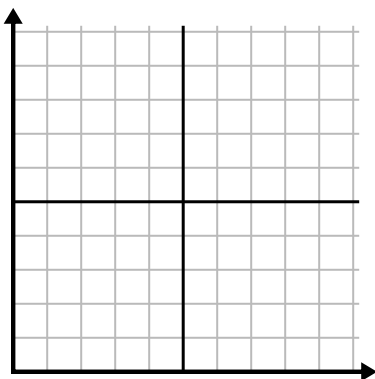
2)

Giorno	1	2	3	4	5	6
Testi inviati	40	30	50	15	25	10



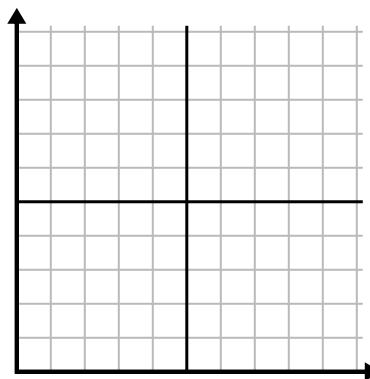
3)

Anno	1	2	3	4	5	6
Scatole di penne usate	10	3	9	1	2	6



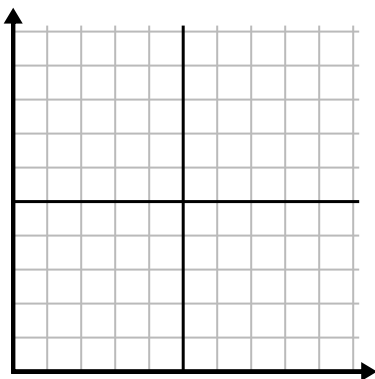
4)

Anno	1	2	3	4	5
Cartucce di inchiostro usate	2	18	4	20	12



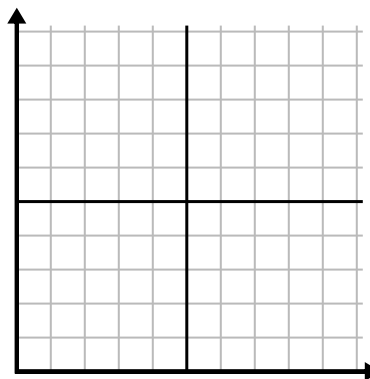
5)

Ora	1	2	3	4	5	6
Importo venduto	6	5	3	4	7	9



6)

Settimana	1	2	3	4	5	6
Acqua utilizzata (galloni)	10	60	80	70	20	40

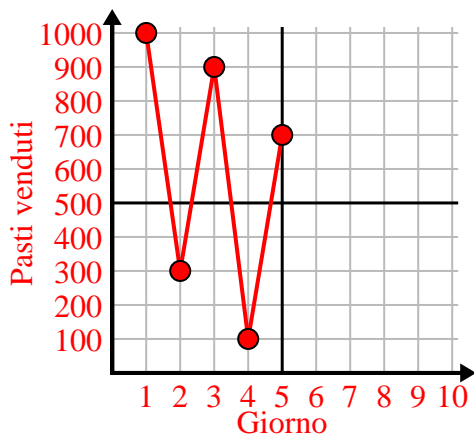




Completa la griglia utilizzando il grafico.

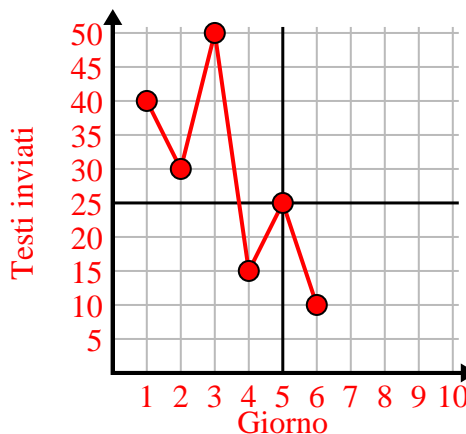
1)

Giorno	1	2	3	4	5
Pasti venduti	1.000	300	900	100	700



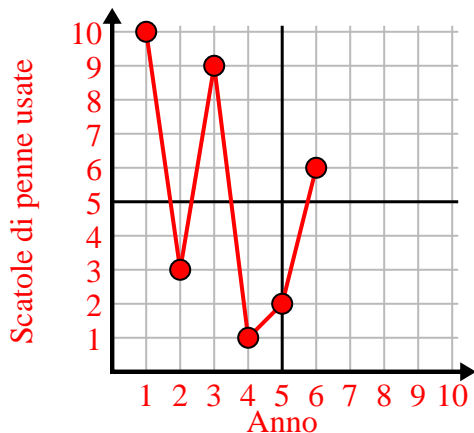
2)

Giorno	1	2	3	4	5	6
Testi inviati	40	30	50	15	25	10



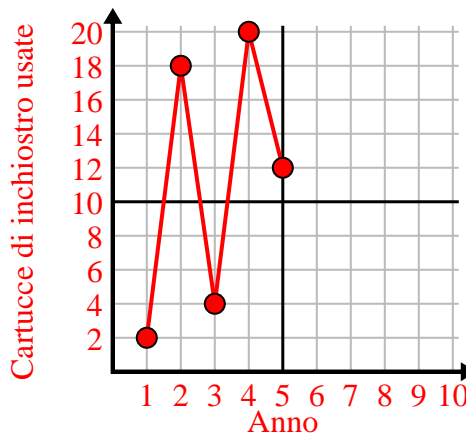
3)

Anno	1	2	3	4	5	6
Scatole di penne usate	10	3	9	1	2	6



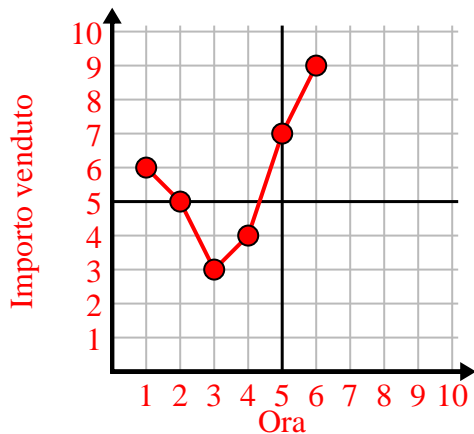
4)

Anno	1	2	3	4	5
Cartucce di inchiostro usate	2	18	4	20	12



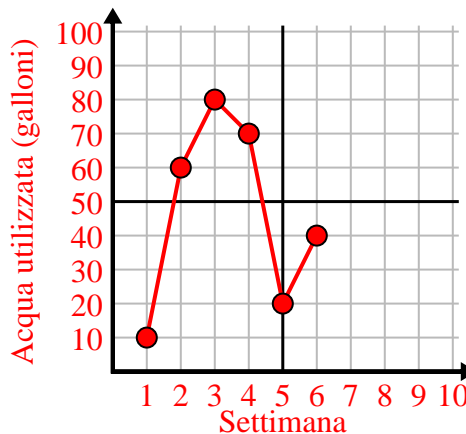
5)

Ora	1	2	3	4	5	6
Importo venduto	6	5	3	4	7	9



6)

Settimana	1	2	3	4	5	6
Acqua utilizzata (galloni)	10	60	80	70	20	40

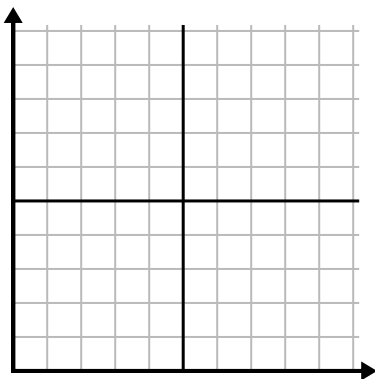




Completa la griglia utilizzando il grafico.

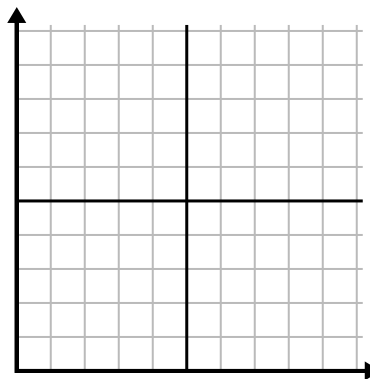
1)

Ora	1	2	3	4	5	6	7
Importo venduto	10	6	5	4	1	8	9



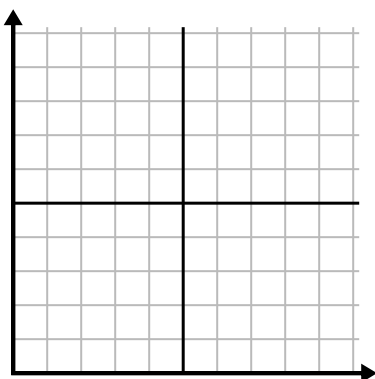
2)

Settimana	1	2	3	4	5	6	7
Acqua utilizzata (galloni)	30	50	40	100	80	10	20



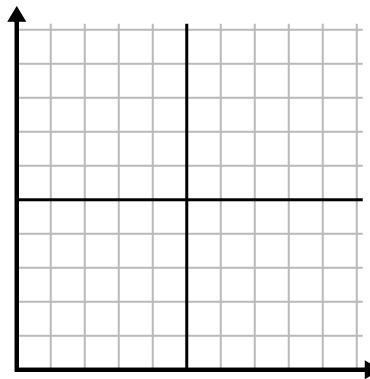
3)

Anno	1	2	3	4	5	6	7
Cartucce di inchiostro usate	8	18	6	20	16	10	14



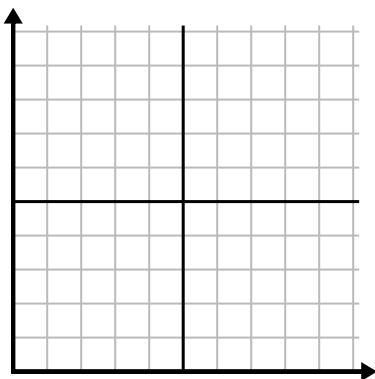
4)

Giorno	1	2	3	4	5	6	7
Pasti venduti	900	400	700	500	1.000	600	100



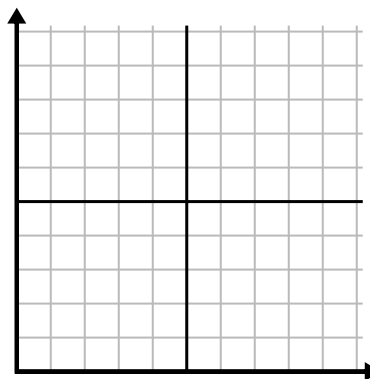
5)

Giorno	1	2	3	4	5	6
Testi inviati	40	35	30	50	10	20



6)

Mese	1	2	3	4	5	6
Prezzo bolletta elettrica	25	150	175	250	200	50

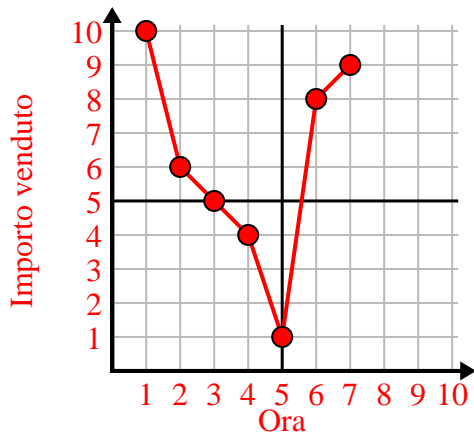




Completa la griglia utilizzando il grafico.

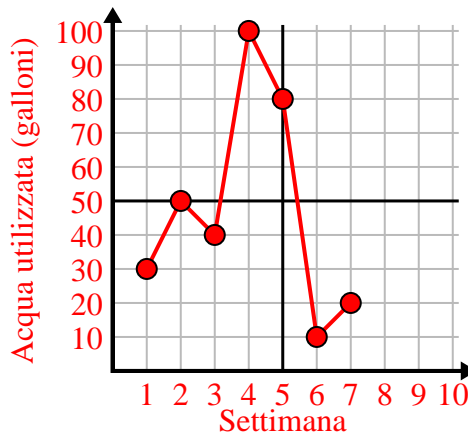
1)

Ora	1	2	3	4	5	6	7
Importo venduto	10	6	5	4	1	8	9



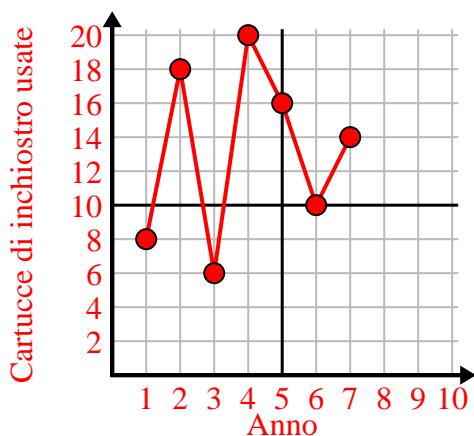
2)

Settimana	1	2	3	4	5	6	7
Acqua utilizzata (galloni)	30	50	40	100	80	10	20



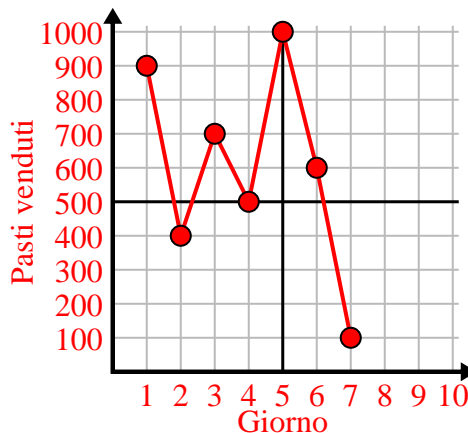
3)

Anno	1	2	3	4	5	6	7
Cartucce di inchiostro usate	8	18	6	20	16	10	14



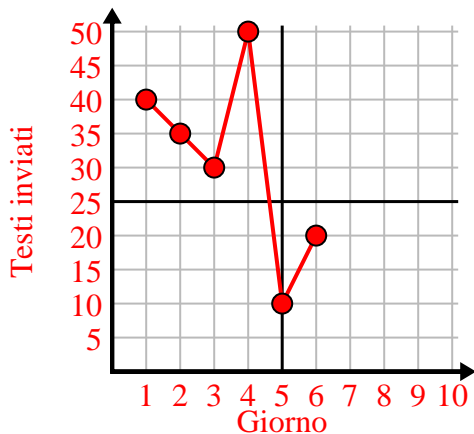
4)

Giorno	1	2	3	4	5	6	7
Pasti venduti	900	400	700	500	1.000	600	100



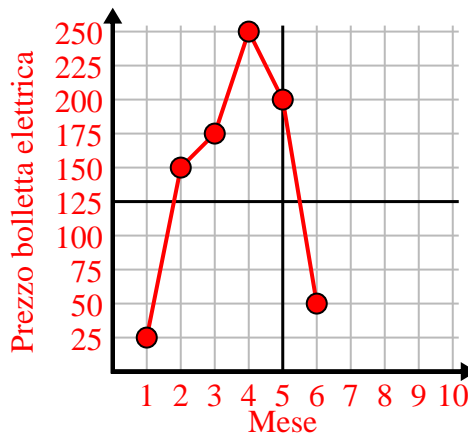
5)

Giorno	1	2	3	4	5	6
Testi inviati	40	35	30	50	10	20



6)

Mese	1	2	3	4	5	6
Prezzo bolletta elettrica	25	150	175	250	200	50



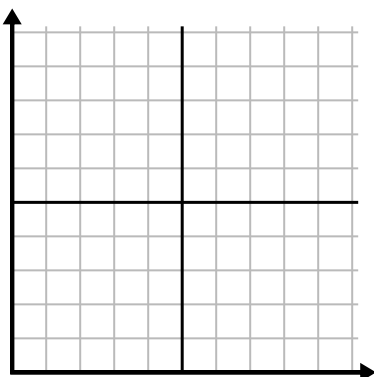




Completa la griglia utilizzando il grafico.

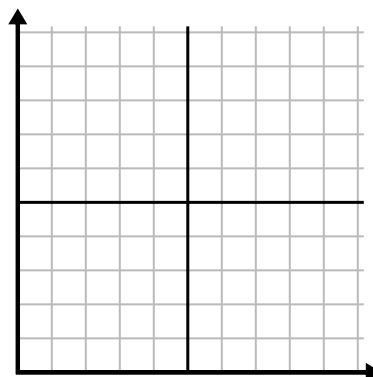
1)

Mese	1	2	3	4	5	6
Prezzo bolletta elettrica	50	75	250	150	175	25



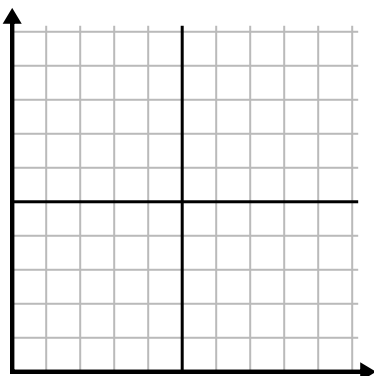
2)

Giorno	1	2	3	4	5	6	7
Video di Youtube guardati	90	210	120	150	60	30	300



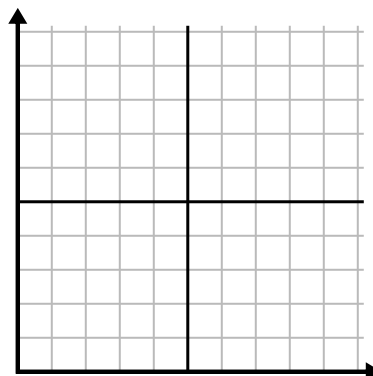
3)

Settimana	1	2	3	4	5	6
Ore di TV guardate	25	30	15	10	20	50



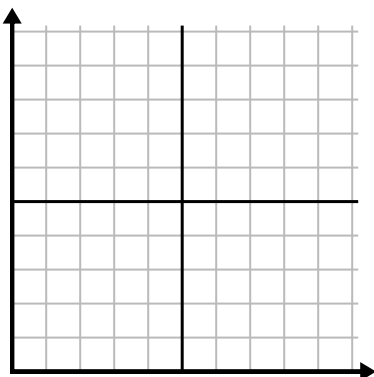
4)

Giorno	1	2	3	4	5	6	7
Pasti venduti	900	400	200	800	100	500	300



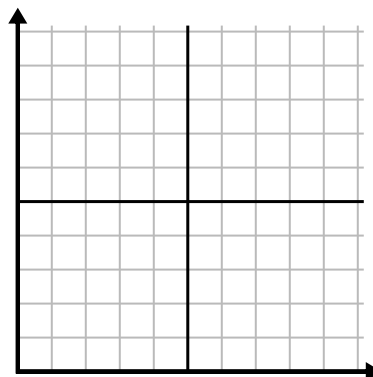
5)

Settimana	1	2	3	4	5
Acqua utilizzata (galloni)	60	80	10	30	20



6)

Giorno	1	2	3	4	5
Calorie bruciate	140	120	180	200	160

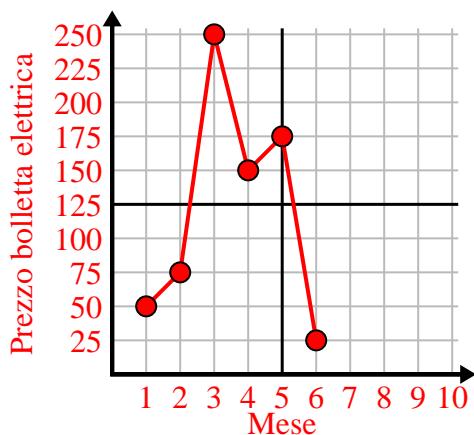




Completa la griglia utilizzando il grafico.

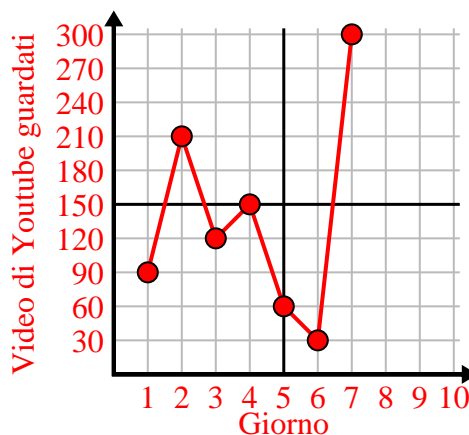
1)

Mese	1	2	3	4	5	6
Prezzo bolletta elettrica	50	75	250	150	175	25



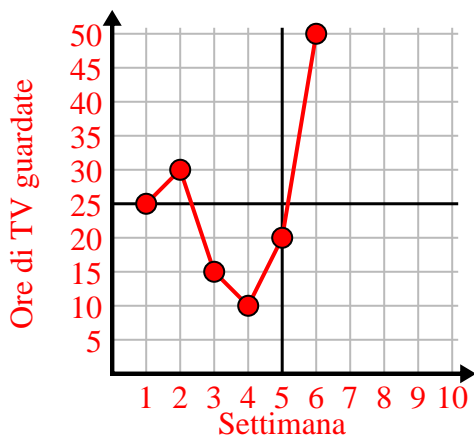
2)

Giorno	1	2	3	4	5	6	7
Video di Youtube guardati	90	210	120	150	60	30	300



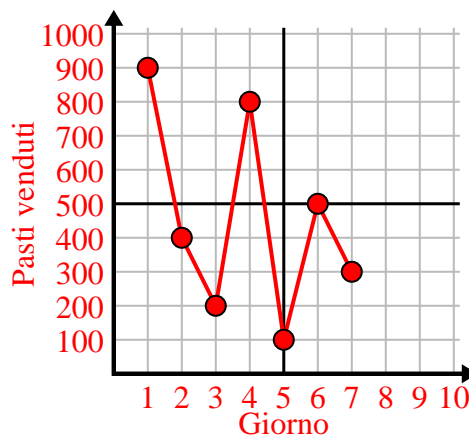
3)

Settimana	1	2	3	4	5	6
Ore di TV guardate	25	30	15	10	20	50



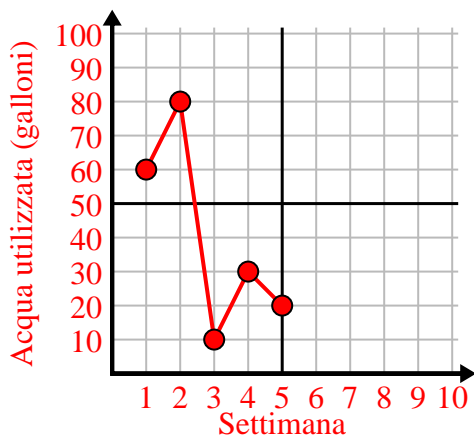
4)

Giorno	1	2	3	4	5	6	7
Pasti venduti	900	400	200	800	100	500	300



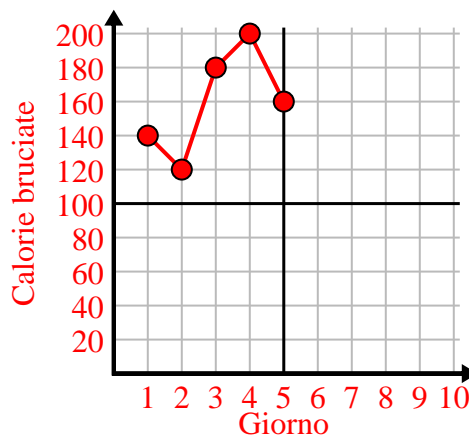
5)

Settimana	1	2	3	4	5
Acqua utilizzata (galloni)	60	80	10	30	20



6)

Giorno	1	2	3	4	5
Calorie bruciate	140	120	180	200	160

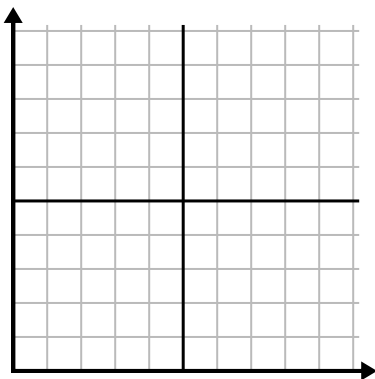




Completa la griglia utilizzando il grafico.

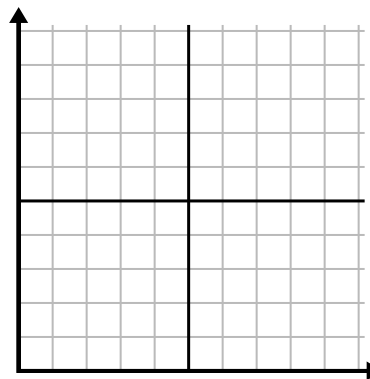
1)

Settimana	1	2	3	4	5	6	7
Ore di TV guardate	50	25	45	10	15	30	35



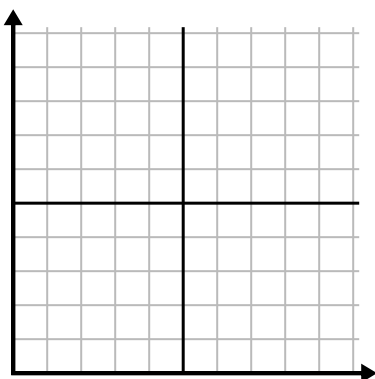
2)

Giorno	1	2	3	4	5	6
Testi inviati	20	5	50	30	10	15



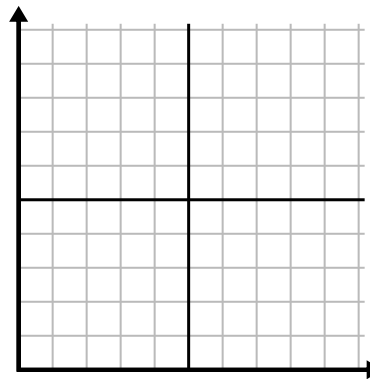
3)

Giorno	1	2	3	4	5	6
Video di Youtube guardati	300	240	60	210	180	270



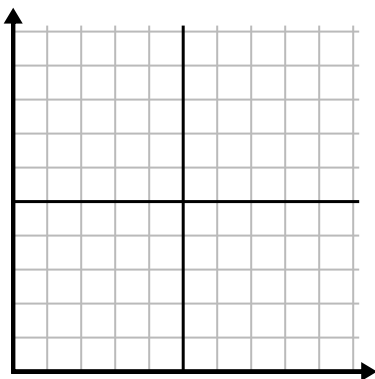
4)

Giorno	1	2	3	4	5
Soldi spesi	5	6	7	10	3



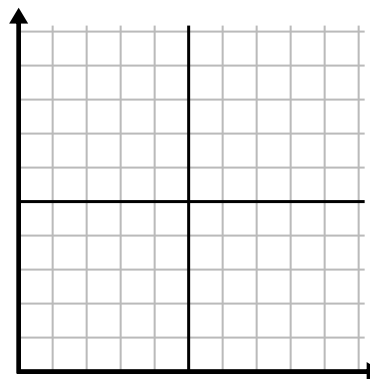
5)

Ora	1	2	3	4	5	6	7
Importo venduto	8	1	6	10	3	7	4



6)

Mese	1	2	3	4	5
Prezzo bolletta elettrica	125	200	150	25	75

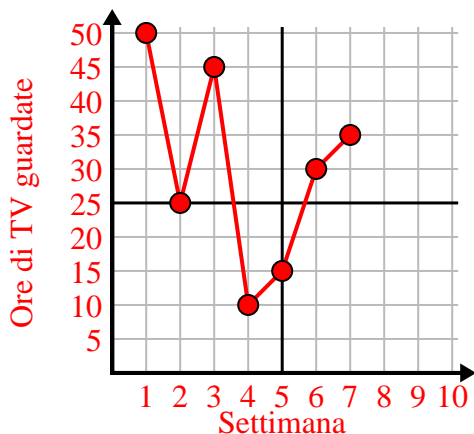




Completa la griglia utilizzando il grafico.

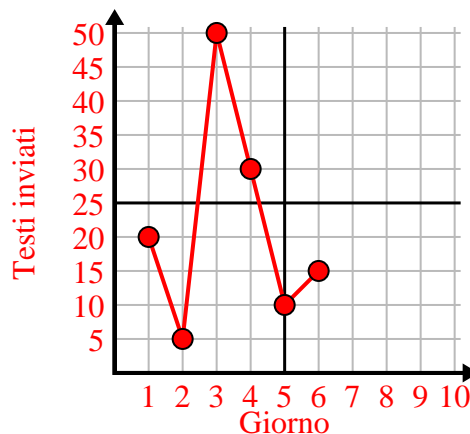
1)

Settimana	1	2	3	4	5	6	7
Ore di TV guardate	50	25	45	10	15	30	35



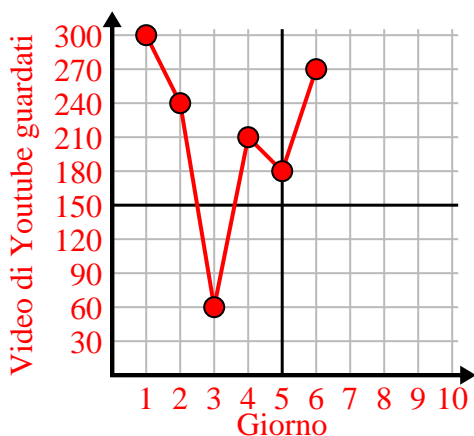
2)

Giorno	1	2	3	4	5	6
Testi inviati	20	5	50	30	10	15



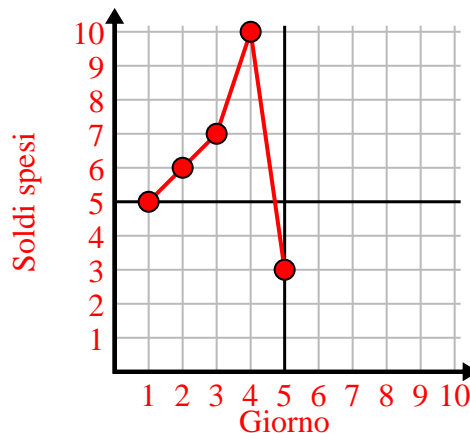
3)

Giorno	1	2	3	4	5	6
Video di Youtube guardati	300	240	60	210	180	270



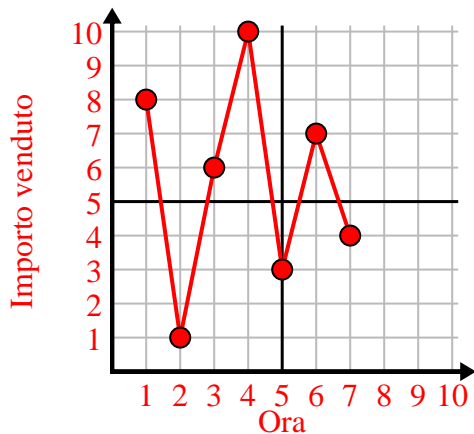
4)

Giorno	1	2	3	4	5
Soldi spesi	5	6	7	10	3



5)

Ora	1	2	3	4	5	6	7
Importo venduto	8	1	6	10	3	7	4



6)

Mese	1	2	3	4	5
Prezzo bolletta elettrica	125	200	150	25	75

