



Completa la griglia utilizzando il grafico.

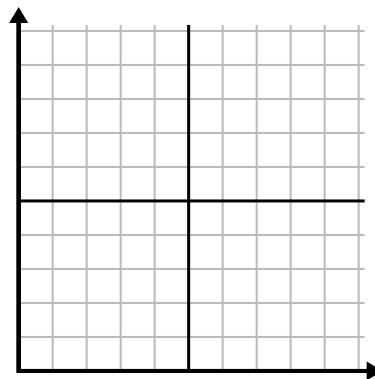
1)

Giorno	1	2	3	4	5	6
Calorie bruciate	80	60	140	100	40	180



2)

Mese	1	2	3	4	5
Prezzo bolletta elettrica	225	250	175	150	75



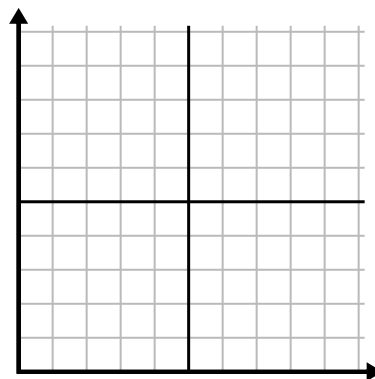
3)

Ora	1	2	3	4	5
Importo venduto	1	9	2	6	5



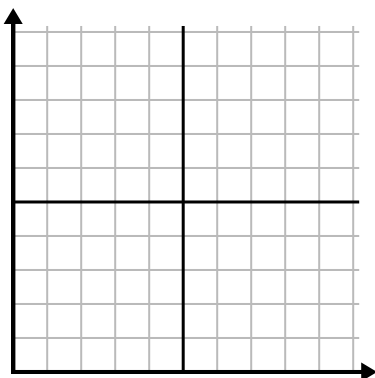
4)

Giorno	1	2	3	4	5	6	7
Testi inviati	5	10	50	30	20	15	25



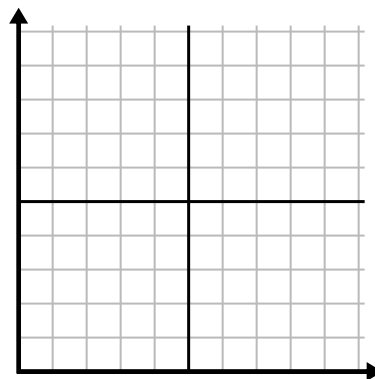
5)

Settimana	1	2	3	4	5	6	7
Acqua utilizzata (galloni)	90	10	80	100	50	20	70



6)

Giorno	1	2	3	4	5	6	7
Soldi spesi	8	7	6	5	4	3	10

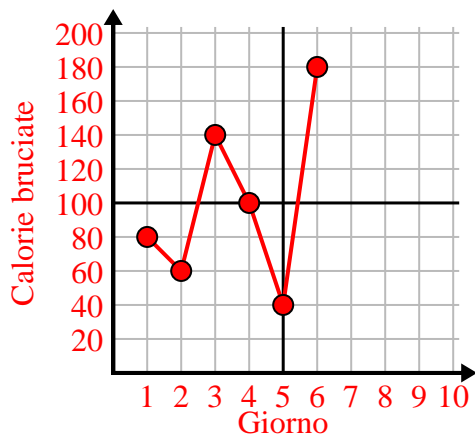




Completa la griglia utilizzando il grafico.

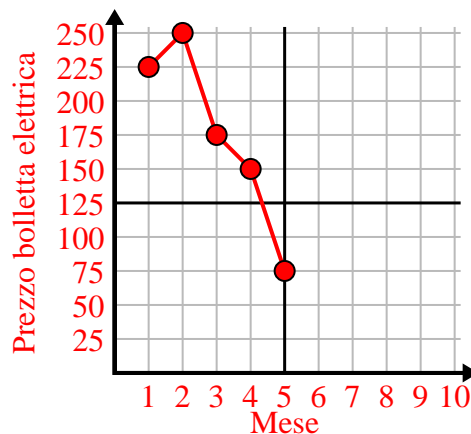
1)

Giorno	1	2	3	4	5	6
Calorie bruciate	80	60	140	100	40	180



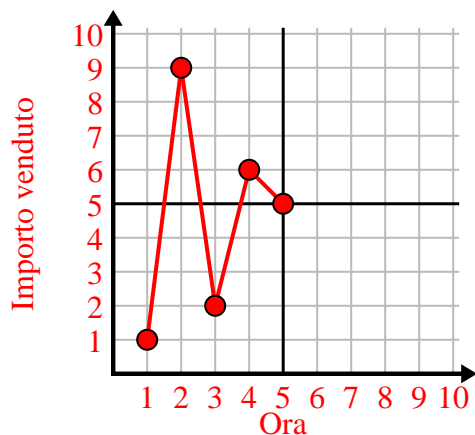
2)

Mese	1	2	3	4	5
Prezzo bolletta elettrica	225	250	175	150	75



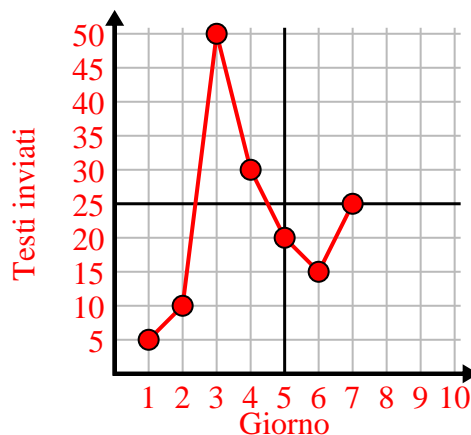
3)

Ora	1	2	3	4	5
Importo venduto	1	9	2	6	5



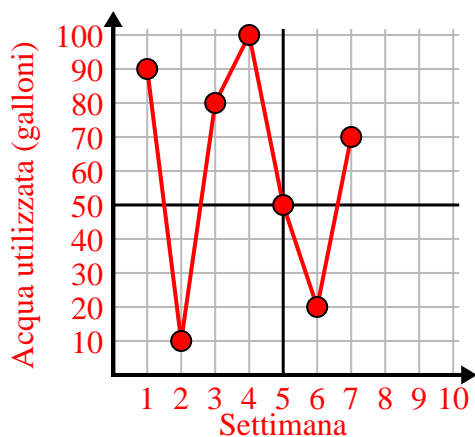
4)

Giorno	1	2	3	4	5	6	7
Testi inviati	5	10	50	30	20	15	25



5)

Settimana	1	2	3	4	5	6	7
Acqua utilizzata (galloni)	90	10	80	100	50	20	70



6)

Giorno	1	2	3	4	5	6	7
Soldi spesi	8	7	6	5	4	3	10

