



Completa la griglia utilizzando il grafico.

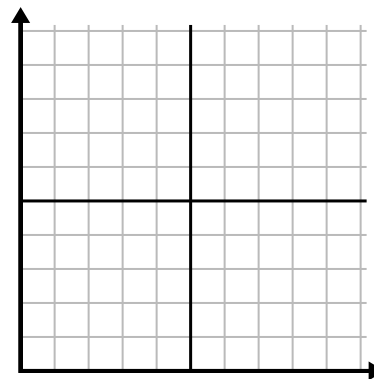
1)

Giorno	1	2	3	4	5	6	7
Testi inviati	5	30	25	50	35	15	10



2)

Giorno	1	2	3	4	5	6	7
Soldi spesi	1	5	4	6	10	2	3



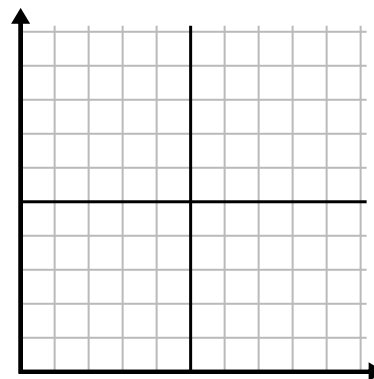
3)

Settimana	1	2	3	4	5
Acqua utilizzata (galloni)	20	60	100	90	70



4)

Giorno	1	2	3	4	5	6
Calorie bruciate	80	180	40	20	100	200



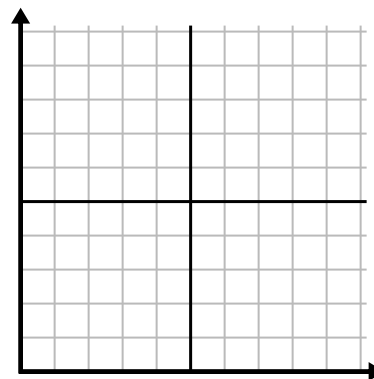
5)

Mese	1	2	3	4	5
Prezzo bolletta elettrica	150	175	125	200	25



6)

Ora	1	2	3	4	5	6
Importo venduto	4	9	7	10	3	6

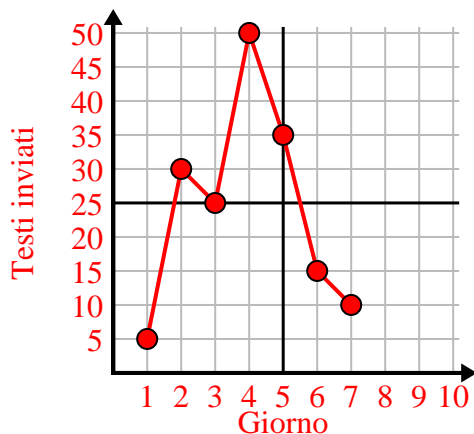




Completa la griglia utilizzando il grafico.

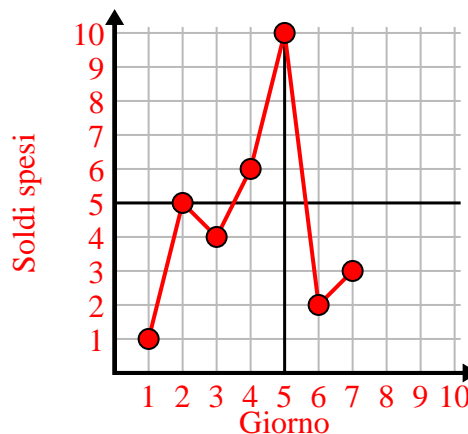
1)

Giorno	1	2	3	4	5	6	7
Testi inviati	5	30	25	50	35	15	10



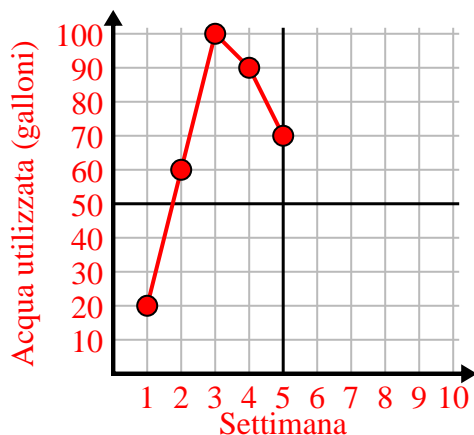
2)

Giorno	1	2	3	4	5	6	7
Soldi spesi	1	5	4	6	10	2	3



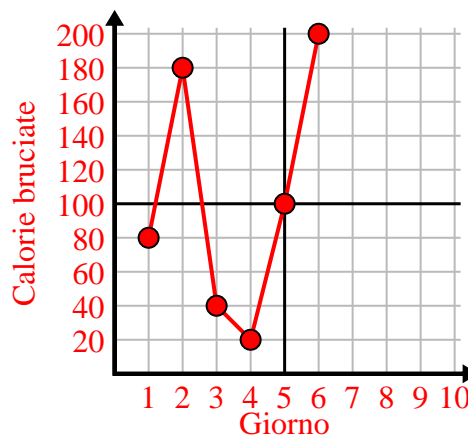
3)

Settimana	1	2	3	4	5
Acqua utilizzata (galloni)	20	60	100	90	70



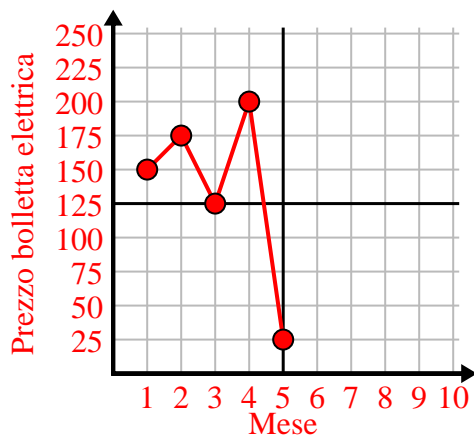
4)

Giorno	1	2	3	4	5	6
Calorie bruciate	80	180	40	20	100	200



5)

Mese	1	2	3	4	5
Prezzo bolletta elettrica	150	175	125	200	25



6)

Ora	1	2	3	4	5	6
Importo venduto	4	9	7	10	3	6

