



Completa la griglia utilizzando il grafico.

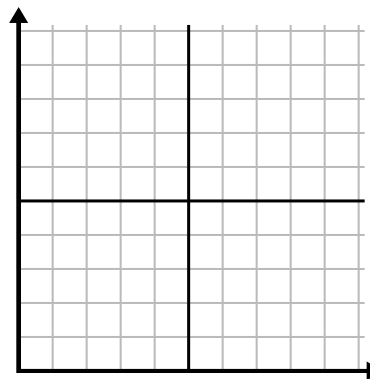
1)

Settimana	1	2	3	4	5	6	7
Ore di TV guardate	50	25	45	10	15	30	35



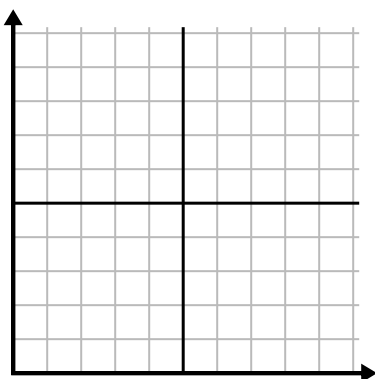
2)

Giorno	1	2	3	4	5	6
Testi inviati	20	5	50	30	10	15



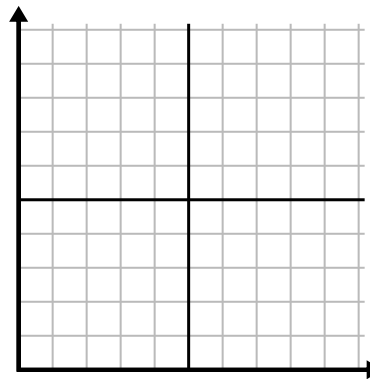
3)

Giorno	1	2	3	4	5	6
Video di Youtube guardati	300	240	60	210	180	270



4)

Giorno	1	2	3	4	5
Soldi spesi	5	6	7	10	3



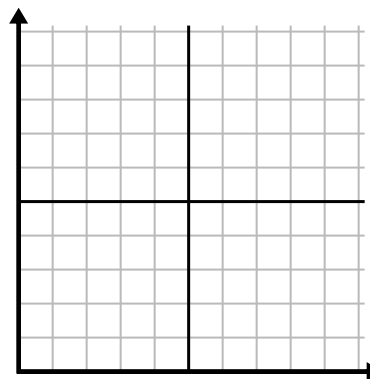
5)

Ora	1	2	3	4	5	6	7
Importo venduto	8	1	6	10	3	7	4



6)

Mese	1	2	3	4	5
Prezzo bolletta elettrica	125	200	150	25	75

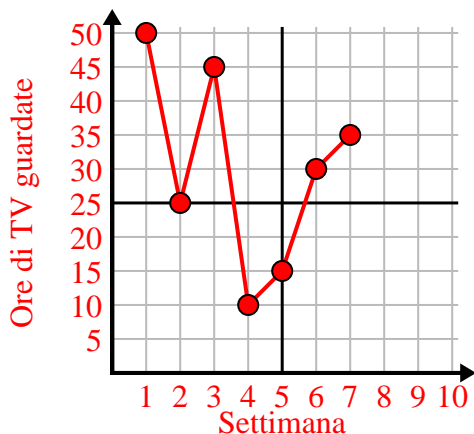




Completa la griglia utilizzando il grafico.

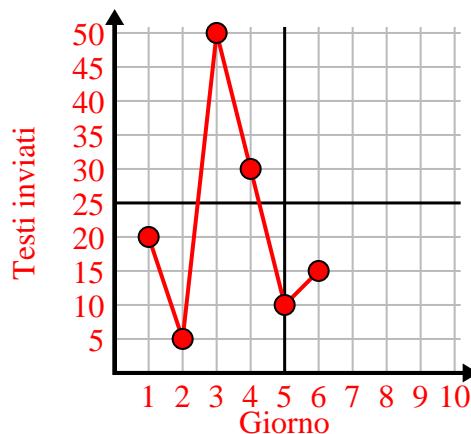
1)

Settimana	1	2	3	4	5	6	7
Ore di TV guardate	50	25	45	10	15	30	35



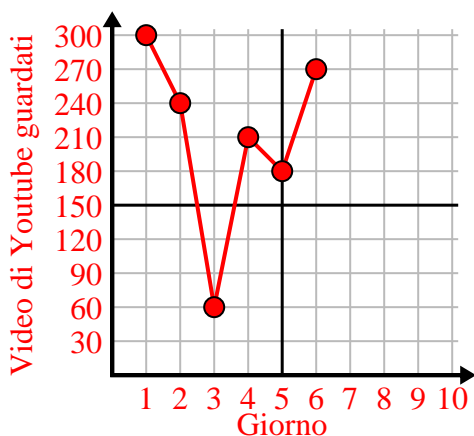
2)

Giorno	1	2	3	4	5	6
Testi inviati	20	5	50	30	10	15



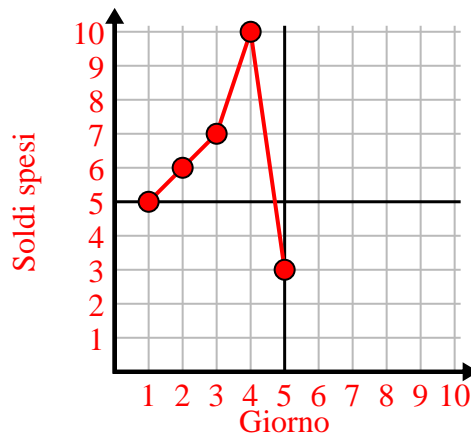
3)

Giorno	1	2	3	4	5	6
Video di Youtube guardati	300	240	60	210	180	270



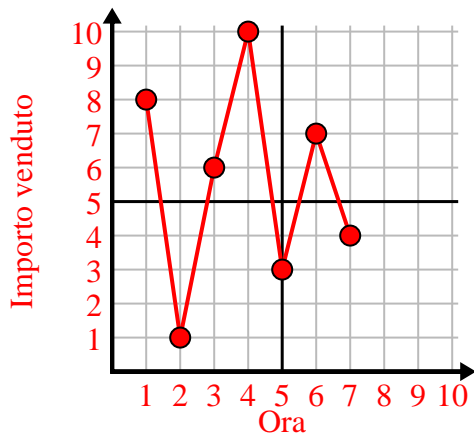
4)

Giorno	1	2	3	4	5
Soldi spesi	5	6	7	10	3



5)

Ora	1	2	3	4	5	6	7
Importo venduto	8	1	6	10	3	7	4



6)

Mese	1	2	3	4	5
Prezzo bolletta elettrica	125	200	150	25	75

