Grafici con una griglia di coordinate

Nome:

Completa la griglia utilizzando il grafico.

1)

Anno	1	2	3	4	5	6
Scatole di penne usate	10	1	6	2	7	8

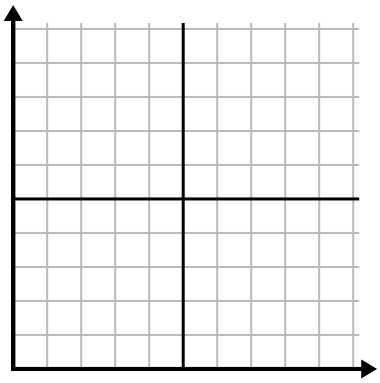

2)

Giorno	1	2	3	4	5
Testi inviati	25	35	40	15	5

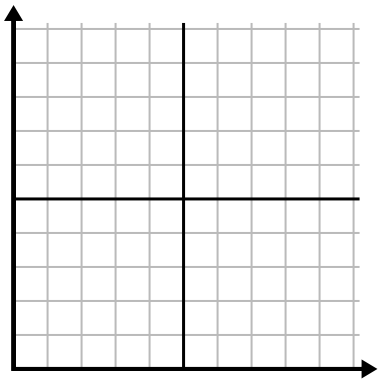

3)

Anno	1	2	3	4	5
Cartucce di inchiostro usate	10	4	12	2	14

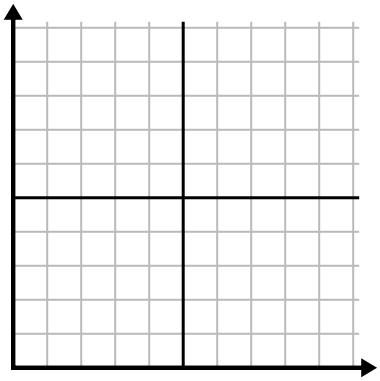

4)

Giorno	1	2	3	4	5
Video di Youtube guardati	120	60	300	150	30

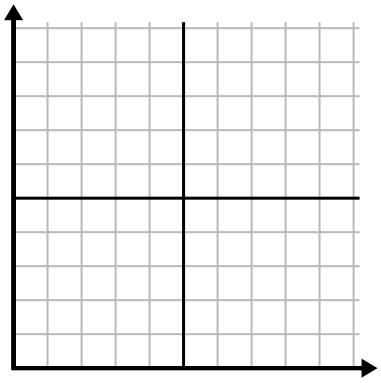

5)

Settimana	1	2	3	4	5	6	7
Acqua utilizzata (galloni)	100	50	90	10	60	80	40

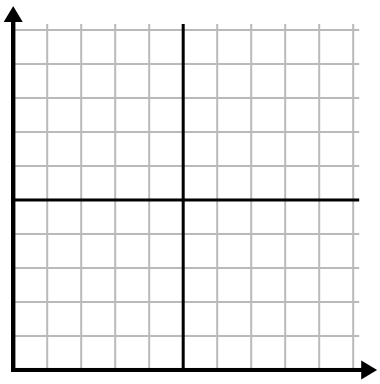

6)

Giorno	1	2	3	4	5	6	7
Soldi spesi	1	7	3	4	5	6	8

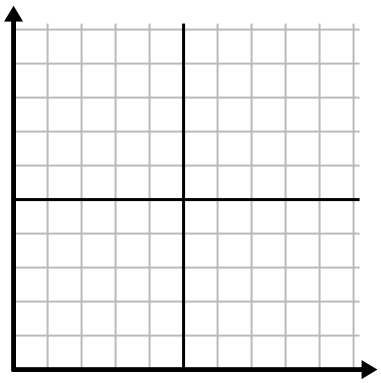

Completa la griglia utilizzando il grafico.

1)

Anno	1	2	3	4	5	6
Scatole di penne usate	10	1	6	2	7	8

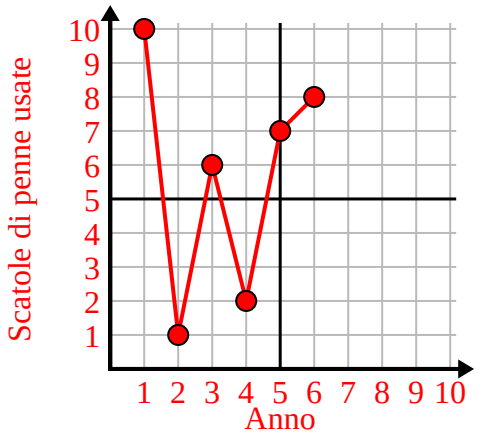

2)

Giorno	1	2	3	4	5
Testi inviati	25	35	40	15	5

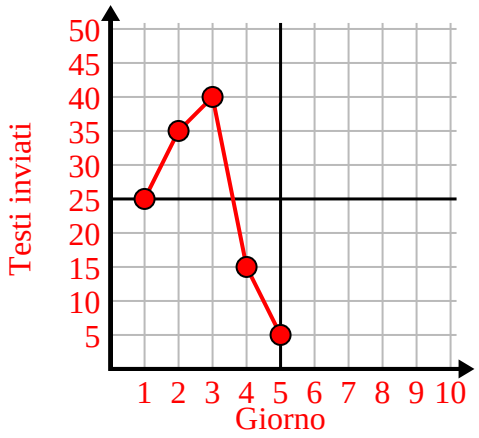

3)

Anno	1	2	3	4	5
Cartucce di inchiostro usate	10	4	12	2	14

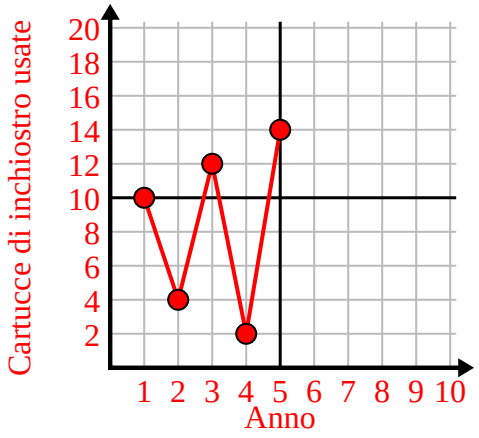

4)

Giorno	1	2	3	4	5
Video di Youtube guardati	120	60	300	150	30

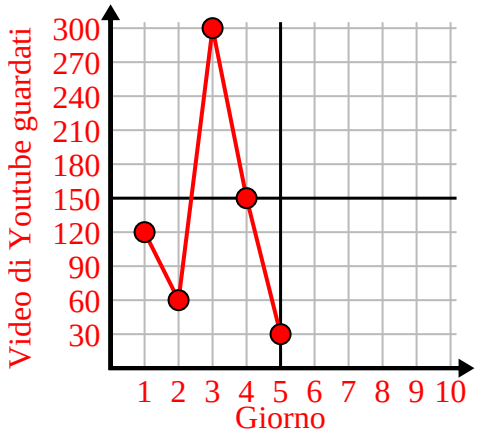

5)

Settimana	1	2	3	4	5	6	7
Acqua utilizzata (galloni)	100	50	90	10	60	80	40

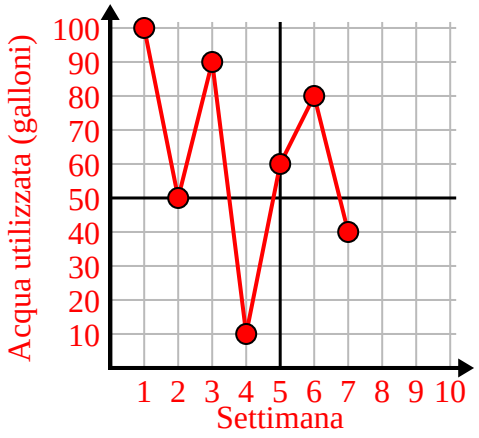

6)

Giorno	1	2	3	4	5	6	7
Soldi spesi	1	7	3	4	5	6	8

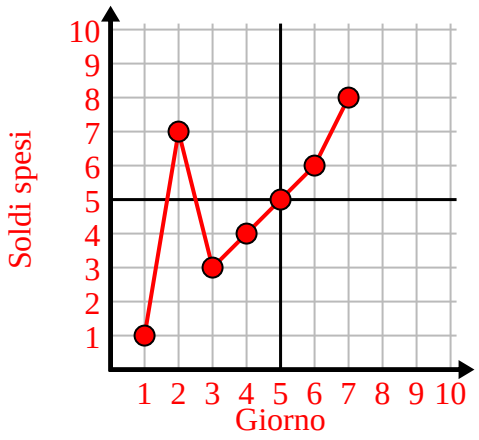

1-6	83	67	50	33	17	0