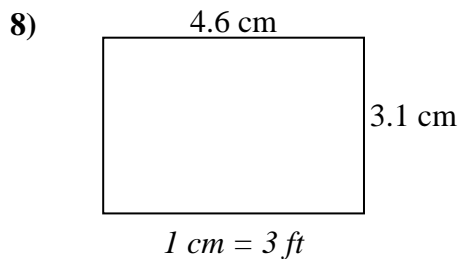
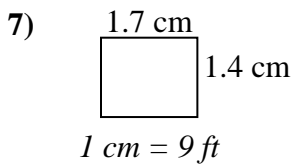
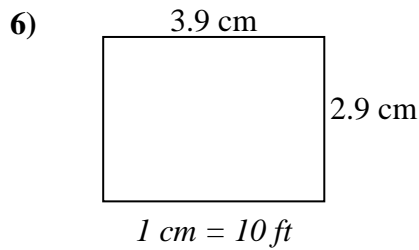
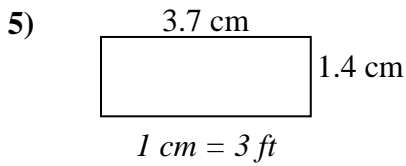
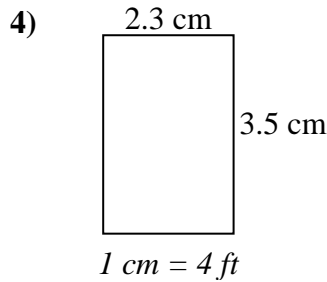
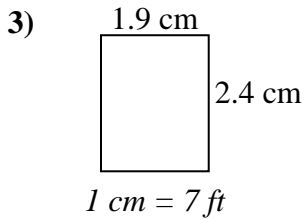
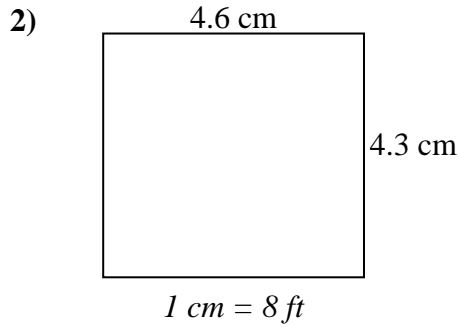
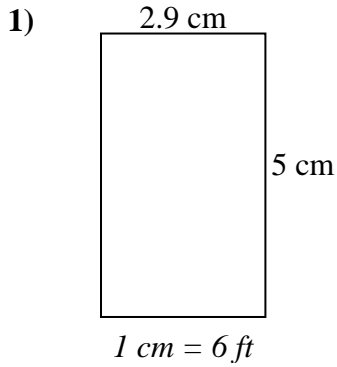




Determinare la larghezza, l'altezza e l'area effettive di ciascun rettangolo di scala.

Arrotonda l'area al numero intero più vicino.



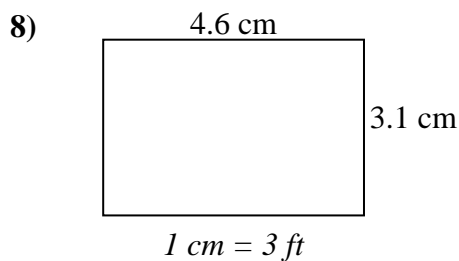
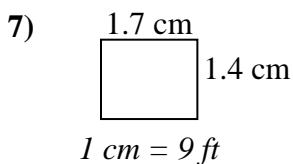
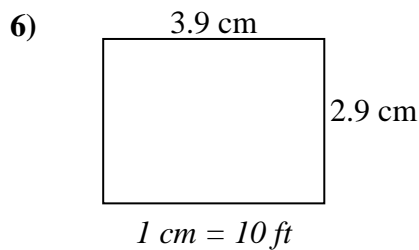
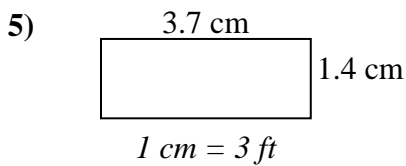
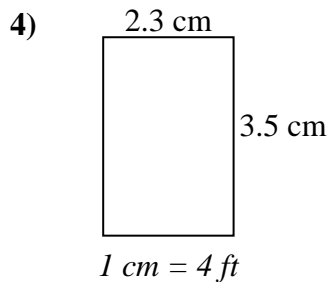
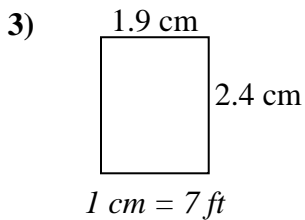
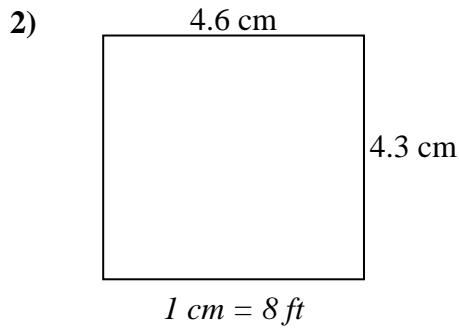
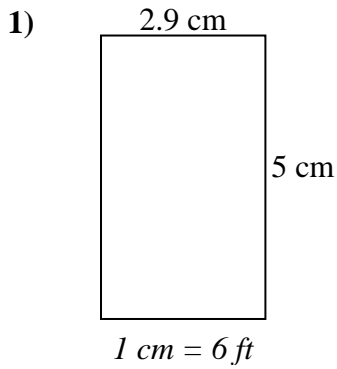
Risposte

1. _____
2. _____
3. _____
4. _____
5. _____
6. _____
7. _____
8. _____



Determinare la larghezza, l'altezza e l'area effettive di ciascun rettangolo di scala.

Arrotonda l'area al numero intero più vicino.



Risposte

1.	<u>17.4</u>	<u>30</u>	<u>522</u>
2.	<u>36.8</u>	<u>34.4</u>	<u>1.266</u>
3.	<u>13.3</u>	<u>16.8</u>	<u>223</u>
4.	<u>9.2</u>	<u>14</u>	<u>129</u>
5.	<u>11.1</u>	<u>4.2</u>	<u>47</u>
6.	<u>39</u>	<u>29</u>	<u>1.131</u>
7.	<u>15.3</u>	<u>12.6</u>	<u>193</u>
8.	<u>13.8</u>	<u>9.3</u>	<u>128</u>