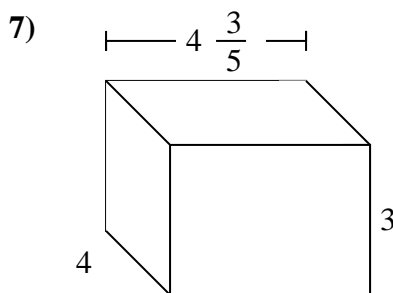
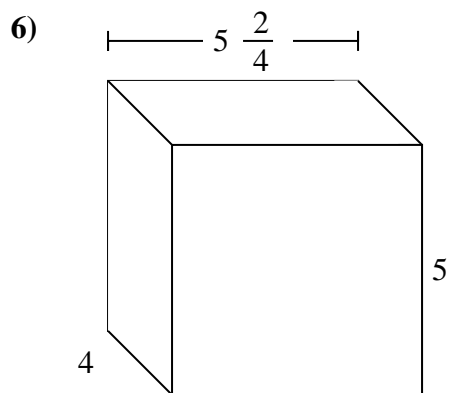
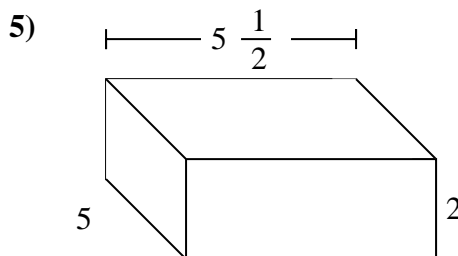
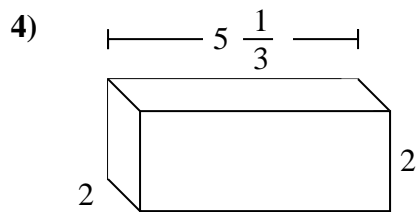
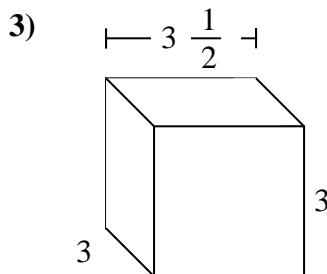
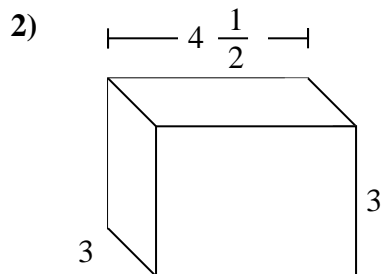
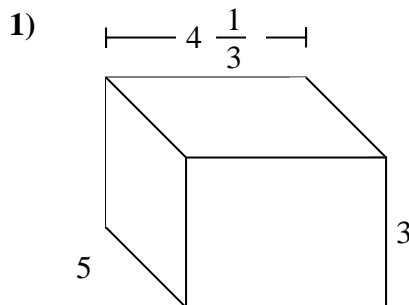
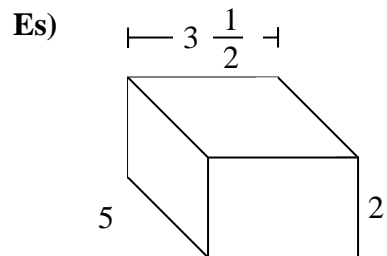




Dividi il prisma in cubi per determinare il volume complessivo, Ogni unità del prisma è misurata in cm (non va scalata).



Risposte

Es. **35 cm**

1. _____

2. _____

3. _____

4. _____

5. _____

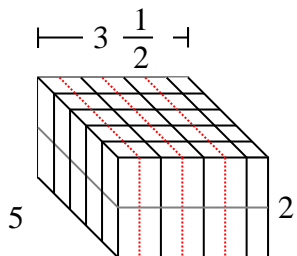
6. _____

7. _____

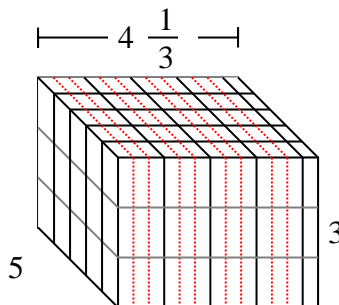


Dividi il prisma in cubi per determinare il volume complessivo, Ogni unità del prisma è misurata in cm (non va scalata).

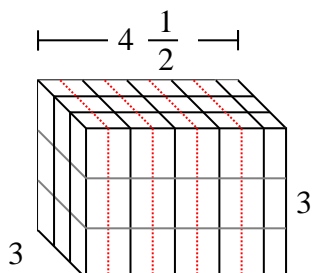
Es)



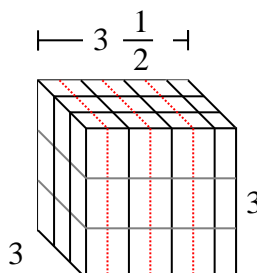
1)



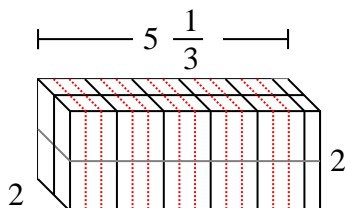
2)



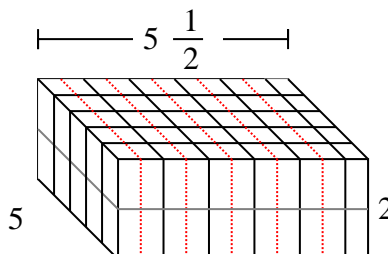
3)



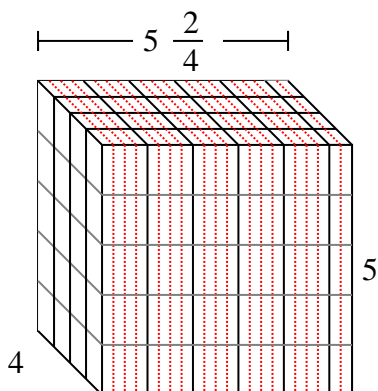
4)



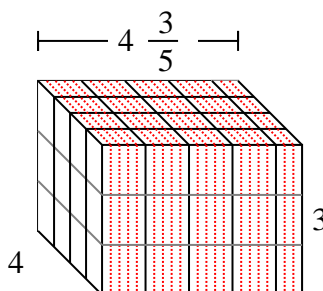
5)



6)



7)



Risposte

Es. 35 cm

1. 65 cm

2. $40\frac{1}{2}$ cm

3. $31\frac{1}{2}$ cm

4. $21\frac{1}{3}$ cm

5. 55 cm

6. 110 cm

7. $55\frac{1}{5}$ cm