




Usa il diagramma per identificare le facce, i vertici e le superfici delle forme

**Risposte**

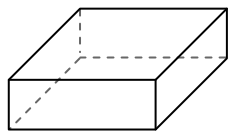
1)



sfera

facce: \_\_\_\_\_  
 vertici: \_\_\_\_\_  
 spigoli: \_\_\_\_\_

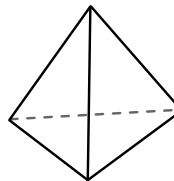
2)



prisma rettangolare

facce: \_\_\_\_\_  
 vertici: \_\_\_\_\_  
 spigoli: \_\_\_\_\_

3)

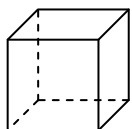


piramide triangolare

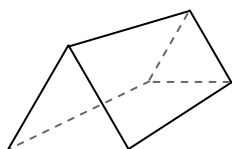
facce: \_\_\_\_\_  
 vertici: \_\_\_\_\_  
 spigoli: \_\_\_\_\_

1. \_\_\_\_\_
2. \_\_\_\_\_
3. \_\_\_\_\_
4. \_\_\_\_\_
5. \_\_\_\_\_
6. \_\_\_\_\_

4)



cube

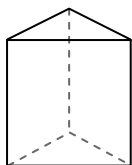


prisma triangolare

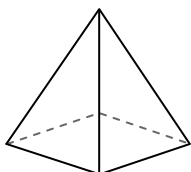
Quale forma ha più facce?

- A.cube
- B.prisma triangolare
- C.Entrambi hanno lo stesso numero di facce.

5)



prisma triangolare

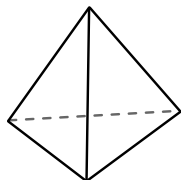


piramide rettangolare

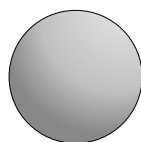
Quale forma ha più vertici?

- A.prisma triangolare
- B.piramide rettangolare
- C.Entrambi hanno lo stesso numero di vertici.

6)



piramide triangolare



sfera


Quale forma ha più spigoli?

- A.piramide triangolare
- B.sfera
- C.Entrambi hanno lo stesso numero di spigoli.



Usa il diagramma per identificare le facce, i vertici e le superfici delle forme

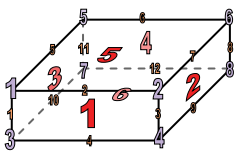
1)



sfera

facce: 1  
 vertici: 0  
 spigoli: 0

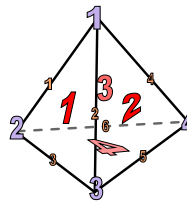
2)



prisma rettangolare

facce: 6  
 vertici: 8  
 spigoli: 12

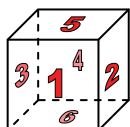
3)



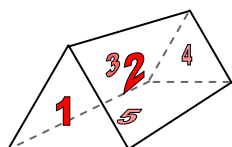
piramide triangolare

facce: 4  
 vertici: 4  
 spigoli: 6

4)



cube

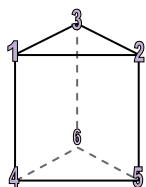


prisma triangolare

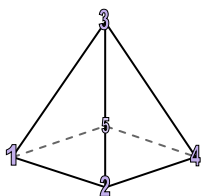
Quale forma ha più facce?

- A.cube
- B.prisma triangolare
- C.Entrambi hanno lo stesso numero di facce.

5)



prisma triangolare

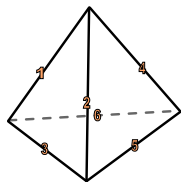


piramide rettangolare

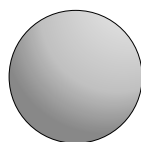
Quale forma ha più vertici?

- A.prisma triangolare
- B.piramide rettangolare
- C.Entrambi hanno lo stesso numero di vertici.

6)



piramide triangolare



sfera

Quale forma ha più spigoli?

- A.piramide triangolare
- B.sfera
- C.Entrambi hanno lo stesso numero di spigoli.

**Risposte**

1. 1, 0, 0

2. 6, 8, 12

3. 4, 4, 6

4. A

5. A

6. A