




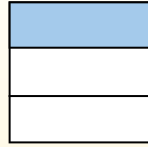
Usa lo schema per mostrare come si dividono una frazione e un numero intero.

$\frac{1}{3} \div 4 = ?$



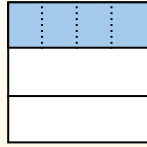
Para resolverlo, comience con un todo.

Divida el conjunto en 3 piezas y complete 1 sección.



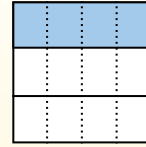
Ahora puedes ver el tamaño de $\frac{1}{3}$

Em seguida, divide a $\frac{1}{3}$ em 4 grupos.



Esto muestra el tamaño de cada pieza.

Para calcular el tamaño de cada pieza en comparación con el conjunto, divide el conjunto en 4 grupos.



Each piece is $\frac{1}{12}$ of the whole.


Or:

$\frac{1}{3} \div 4 = \frac{1}{12}$


Risposte

1. _____
2. _____
3. _____
4. _____
5. _____
6. _____
7. _____
8. _____
9. _____
10. _____
11. _____
12. _____


1) $\frac{1}{3} : 9 =$




2) $\frac{1}{3} : 7 =$




3) $\frac{1}{7} : 3 =$




4) $\frac{1}{7} : 2 =$




5) $\frac{1}{8} : 3 =$



6) $\frac{1}{4} : 4 =$




7) $\frac{1}{8} : 4 =$




8) $\frac{1}{7} : 4 =$




9) $\frac{1}{5} : 5 =$




10) $\frac{1}{4} : 5 =$



11) $\frac{1}{7} : 7 =$




12) $\frac{1}{8} : 6 =$





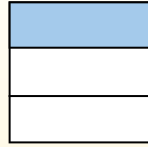
Usa lo schema per mostrare come si dividono una frazione e un numero intero.

$\frac{1}{3} \div 4 = ?$



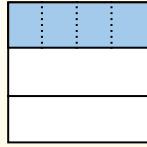
Para resolverlo, comience con un todo.

Divida el conjunto en 3 piezas y complete 1 sección.



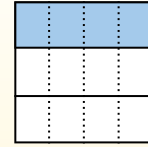
Ahora puedes ver el tamaño de $\frac{1}{3}$

Em seguida, divide a $\frac{1}{3}$ em 4 grupos.



Esto muestra el tamaño de cada pieza.

Para calcular el tamaño de cada pieza en comparación con el conjunto, divide el conjunto en 4 grupos.



Each piece is $\frac{1}{12}$ of the whole.

Or:

$\frac{1}{3} \div 4 = \frac{1}{12}$

Risposte

1. $\frac{1}{27}$

2. $\frac{1}{21}$

3. $\frac{1}{21}$

4. $\frac{1}{14}$

5. $\frac{1}{24}$

6. $\frac{1}{16}$

7. $\frac{1}{32}$

8. $\frac{1}{28}$

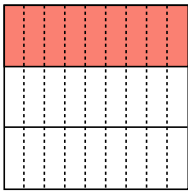
9. $\frac{1}{25}$

10. $\frac{1}{20}$

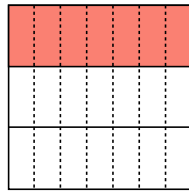
11. $\frac{1}{49}$

12. $\frac{1}{48}$

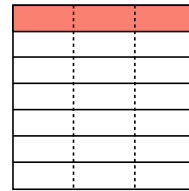
1) $\frac{1}{3} : 9 =$



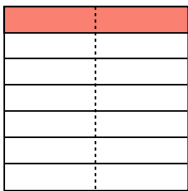
2) $\frac{1}{3} : 7 =$



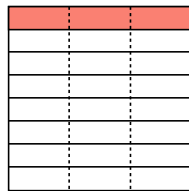
3) $\frac{1}{7} : 3 =$



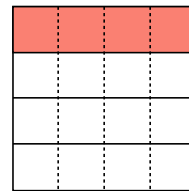
4) $\frac{1}{7} : 2 =$



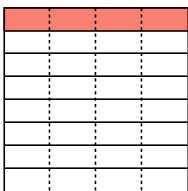
5) $\frac{1}{8} : 3 =$



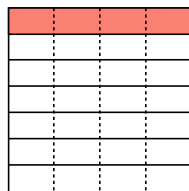
6) $\frac{1}{4} : 4 =$



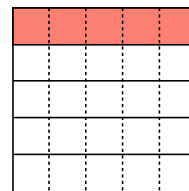
7) $\frac{1}{8} : 4 =$



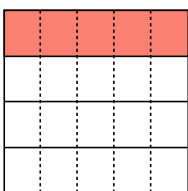
8) $\frac{1}{7} : 4 =$




9) $\frac{1}{5} : 5 =$



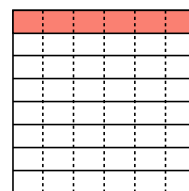
10) $\frac{1}{4} : 5 =$



11) $\frac{1}{7} : 7 =$




12) $\frac{1}{8} : 6 =$





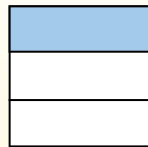
Usa lo schema per mostrare come si dividono una frazione e un numero intero.

$\frac{1}{3} \div 4 = ?$



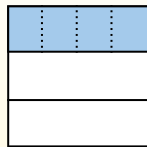
Para resolverlo, comience con un todo.

Divida el conjunto en 3 piezas y complete 1 sección.



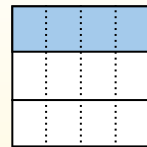
Ahora puedes ver el tamaño de $\frac{1}{3}$

Em seguida, divide a $\frac{1}{3}$ em 4 grupos.



Esto muestra el tamaño de cada pieza.

Para calcular el tamaño de cada pieza en comparación con el conjunto, divide el conjunto en 4 grupos.



Each piece is $\frac{1}{12}$ of the whole.


Or:

$\frac{1}{3} \div 4 = \frac{1}{12}$


Risposte

1. _____
2. _____
3. _____
4. _____
5. _____
6. _____
7. _____
8. _____
9. _____
10. _____
11. _____
12. _____


1) $\frac{1}{7} : 3 =$




2) $\frac{1}{3} : 6 =$




3) $\frac{1}{6} : 2 =$




4) $\frac{1}{8} : 3 =$




5) $\frac{1}{8} : 2 =$



6) $\frac{1}{4} : 4 =$




7) $\frac{1}{7} : 9 =$




8) $\frac{1}{3} : 9 =$




9) $\frac{1}{2} : 8 =$




10) $\frac{1}{4} : 8 =$



11) $\frac{1}{7} : 2 =$



12) $\frac{1}{2} : 6 =$





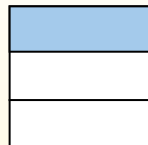
Usa lo schema per mostrare come si dividono una frazione e un numero intero.

$\frac{1}{3} \div 4 = ?$



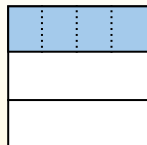
Para resolverlo, comience con un todo.

Divida el conjunto en 3 piezas y complete 1 sección.



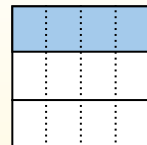
Ahora puedes ver el tamaño de $\frac{1}{3}$

Em seguida, divide a $\frac{1}{3}$ em 4 grupos.



Esto muestra el tamaño de cada pieza.

Para calcular el tamaño de cada pieza en comparación con el conjunto, divide el conjunto en 4 grupos.



Each piece is $\frac{1}{12}$ of the whole.

Or:

$\frac{1}{3} \div 4 = \frac{1}{12}$

Risposte

1. $\frac{1}{21}$

2. $\frac{1}{18}$

3. $\frac{1}{12}$

4. $\frac{1}{24}$

5. $\frac{1}{16}$

6. $\frac{1}{16}$

7. $\frac{1}{63}$

8. $\frac{1}{27}$

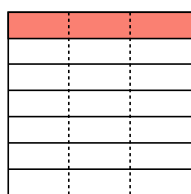
9. $\frac{1}{16}$

10. $\frac{1}{32}$

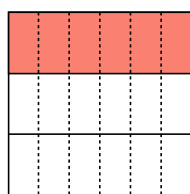
11. $\frac{1}{14}$

12. $\frac{1}{12}$

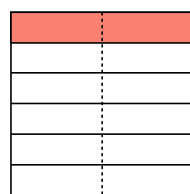
1) $\frac{1}{7} : 3 =$



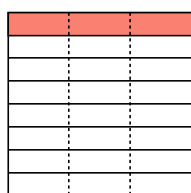
2) $\frac{1}{3} : 6 =$



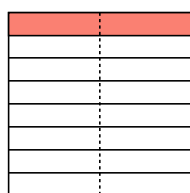
3) $\frac{1}{6} : 2 =$



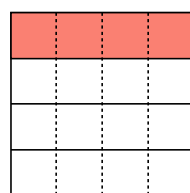
4) $\frac{1}{8} : 3 =$



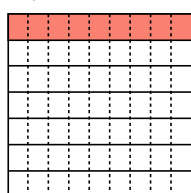
5) $\frac{1}{8} : 2 =$



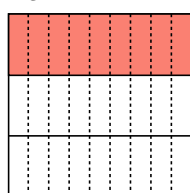
6) $\frac{1}{4} : 4 =$



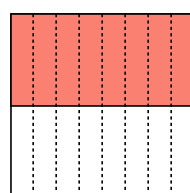
7) $\frac{1}{7} : 9 =$



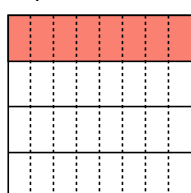
8) $\frac{1}{3} : 9 =$



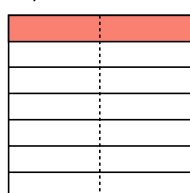
9) $\frac{1}{2} : 8 =$



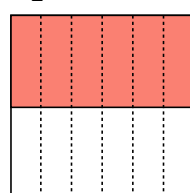
10) $\frac{1}{4} : 8 =$



11) $\frac{1}{7} : 2 =$




12) $\frac{1}{2} : 6 =$





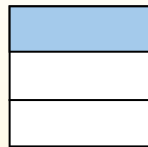
Usa lo schema per mostrare come si dividono una frazione e un numero intero.

$\frac{1}{3} \div 4 = ?$



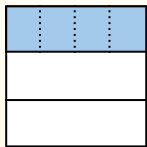
Para resolverlo, comience con un todo.

Divida el conjunto en 3 piezas y complete 1 sección.



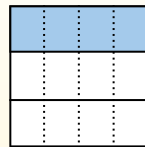
Ahora puedes ver el tamaño de $\frac{1}{3}$

Em seguida, divide a $\frac{1}{3}$ em 4 grupos.



Esto muestra el tamaño de cada pieza.

Para calcular el tamaño de cada pieza en comparación con el conjunto, divide el conjunto en 4 grupos.



Each piece is $\frac{1}{12}$ of the whole.


Or:

$\frac{1}{3} \div 4 = \frac{1}{12}$


Risposte

1. _____
2. _____
3. _____
4. _____
5. _____
6. _____
7. _____
8. _____
9. _____
10. _____
11. _____
12. _____


1) $\frac{1}{3} : 2 =$




2) $\frac{1}{4} : 6 =$




3) $\frac{1}{2} : 3 =$




4) $\frac{1}{4} : 5 =$



5) $\frac{1}{9} : 2 =$




6) $\frac{1}{6} : 2 =$




7) $\frac{1}{3} : 4 =$




8) $\frac{1}{6} : 6 =$




9) $\frac{1}{4} : 7 =$




10) $\frac{1}{2} : 5 =$



11) $\frac{1}{7} : 6 =$




12) $\frac{1}{4} : 2 =$





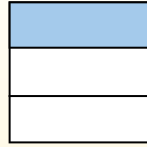
Usa lo schema per mostrare come si dividono una frazione e un numero intero.

$\frac{1}{3} \div 4 = ?$



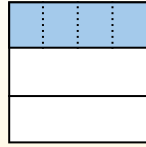
Para resolverlo, comience con un todo.

Divida el conjunto en 3 piezas y complete 1 sección.



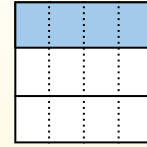
Ahora puedes ver el tamaño de $\frac{1}{3}$

Em seguida, divide a $\frac{1}{3}$ em 4 grupos.



Esto muestra el tamaño de cada pieza.

Para calcular el tamaño de cada pieza en comparación con el conjunto, divide el conjunto en 4 grupos.



Each piece is $\frac{1}{12}$ of the whole.
Or:
 $\frac{1}{3} \div 4 = \frac{1}{12}$

Risposte

1. $\frac{1}{6}$

2. $\frac{1}{24}$

3. $\frac{1}{6}$

4. $\frac{1}{20}$

5. $\frac{1}{18}$

6. $\frac{1}{12}$

7. $\frac{1}{12}$

8. $\frac{1}{36}$

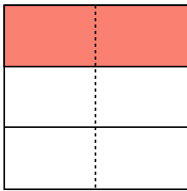
9. $\frac{1}{28}$

10. $\frac{1}{10}$

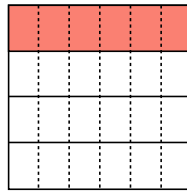
11. $\frac{1}{42}$

12. $\frac{1}{8}$

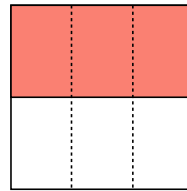
1) $\frac{1}{3} : 2 =$



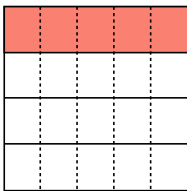
2) $\frac{1}{4} : 6 =$



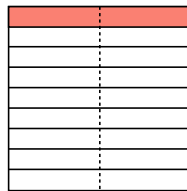
3) $\frac{1}{2} : 3 =$



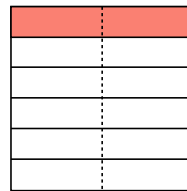
4) $\frac{1}{4} : 5 =$



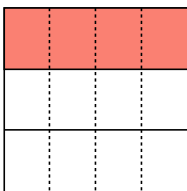
5) $\frac{1}{9} : 2 =$



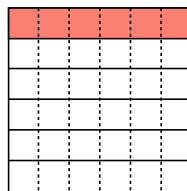
6) $\frac{1}{6} : 2 =$



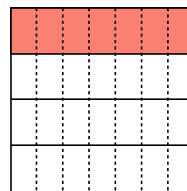
7) $\frac{1}{3} : 4 =$



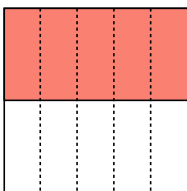
8) $\frac{1}{6} : 6 =$



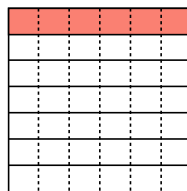
9) $\frac{1}{4} : 7 =$



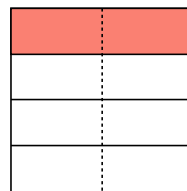
10) $\frac{1}{2} : 5 =$



11) $\frac{1}{7} : 6 =$




12) $\frac{1}{4} : 2 =$





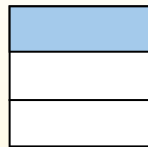
Usa lo schema per mostrare come si dividono una frazione e un numero intero.

$$\frac{1}{3} \div 4 = ?$$



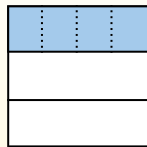
Para resolverlo, comience con un todo.

Divida el conjunto en 3 piezas y complete 1 sección.



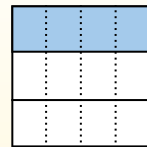
Ahora puedes ver el tamaño de $\frac{1}{3}$

Em seguida, divide a $\frac{1}{3}$ em 4 grupos.



Esto muestra el tamaño de cada pieza.

Para calcular el tamaño de cada pieza en comparación con el conjunto, divide el conjunto en 4 grupos.



Each piece is $\frac{1}{12}$ of the whole.


Or:

$$\frac{1}{3} \div 4 = \frac{1}{12}$$


Risposte

1. _____
2. _____
3. _____
4. _____
5. _____
6. _____
7. _____
8. _____
9. _____
10. _____
11. _____
12. _____


1) $\frac{1}{3} : 3 =$




2) $\frac{1}{6} : 7 =$




3) $\frac{1}{8} : 6 =$




4) $\frac{1}{4} : 4 =$



5) $\frac{1}{6} : 5 =$



6) $\frac{1}{2} : 4 =$




7) $\frac{1}{2} : 3 =$




8) $\frac{1}{9} : 4 =$




9) $\frac{1}{9} : 3 =$




10) $\frac{1}{3} : 2 =$



11) $\frac{1}{3} : 5 =$




12) $\frac{1}{8} : 9 =$





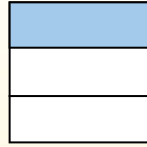
Usa lo schema per mostrare come si dividono una frazione e un numero intero.

$$\frac{1}{3} \div 4 = ?$$



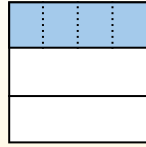
Para resolverlo, comience con un todo.

Divida el conjunto en 3 piezas y complete 1 sección.



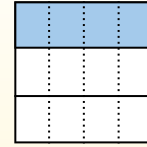
Ahora puedes ver el tamaño de $\frac{1}{3}$

Em seguida, divide a $\frac{1}{3}$ em 4 grupos.



Esto muestra el tamaño de cada pieza.

Para calcular el tamaño de cada pieza en comparación con el conjunto, divide el conjunto en 4 grupos.



Each piece is $\frac{1}{12}$ of the whole.

Or:
$$\frac{1}{3} \div 4 = \frac{1}{12}$$

Risposte

1. $\frac{1}{9}$

2. $\frac{1}{42}$

3. $\frac{1}{48}$

4. $\frac{1}{16}$

5. $\frac{1}{30}$

6. $\frac{1}{8}$

7. $\frac{1}{6}$

8. $\frac{1}{36}$

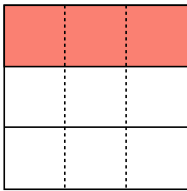
9. $\frac{1}{27}$

10. $\frac{1}{6}$

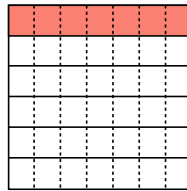
11. $\frac{1}{15}$

12. $\frac{1}{72}$

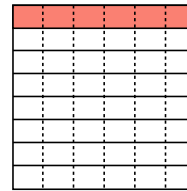
1) $\frac{1}{3} : 3 =$



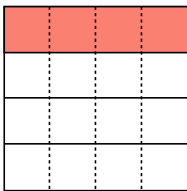
2) $\frac{1}{6} : 7 =$



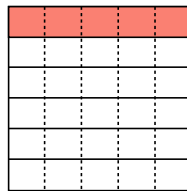
3) $\frac{1}{8} : 6 =$



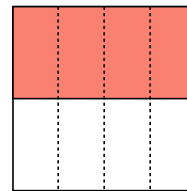
4) $\frac{1}{4} : 4 =$



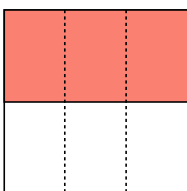
5) $\frac{1}{6} : 5 =$



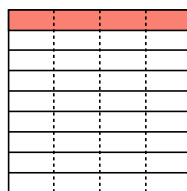
6) $\frac{1}{2} : 4 =$



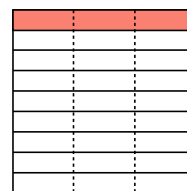
7) $\frac{1}{2} : 3 =$



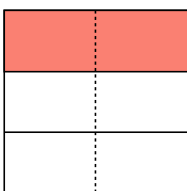
8) $\frac{1}{9} : 4 =$



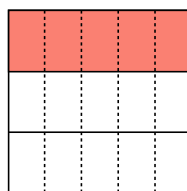
9) $\frac{1}{9} : 3 =$



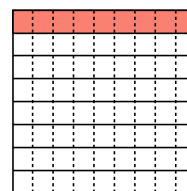
10) $\frac{1}{3} : 2 =$



11) $\frac{1}{3} : 5 =$




12) $\frac{1}{8} : 9 =$





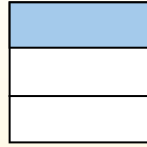
Usa lo schema per mostrare come si dividono una frazione e un numero intero.

$\frac{1}{3} \div 4 = ?$



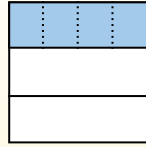
Para resolverlo, comience con un todo.

Divida el conjunto en 3 piezas y complete 1 sección.



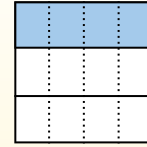
Ahora puedes ver el tamaño de $\frac{1}{3}$

Em seguida, divide a $\frac{1}{3}$ em 4 grupos.



Esto muestra el tamaño de cada pieza.

Para calcular el tamaño de cada pieza en comparación con el conjunto, divide el conjunto en 4 grupos.



Each piece is $\frac{1}{12}$ of the whole.


Or:

$\frac{1}{3} \div 4 = \frac{1}{12}$


Risposte

1. _____
2. _____
3. _____
4. _____
5. _____
6. _____
7. _____
8. _____
9. _____
10. _____
11. _____
12. _____


1) $\frac{1}{5} : 2 =$




2) $\frac{1}{7} : 3 =$




3) $\frac{1}{6} : 7 =$




4) $\frac{1}{3} : 4 =$




5) $\frac{1}{2} : 6 =$



6) $\frac{1}{5} : 4 =$




7) $\frac{1}{9} : 8 =$




8) $\frac{1}{9} : 7 =$




9) $\frac{1}{2} : 9 =$




10) $\frac{1}{2} : 3 =$



11) $\frac{1}{8} : 3 =$



12) $\frac{1}{9} : 3 =$





Usa lo schema per mostrare come si dividono una frazione e un numero intero.

$\frac{1}{3} \div 4 = ?$

Divida el conjunto en 3 piezas y complete 1 sección.

Em seguida, divide a $\frac{1}{3}$ em 4 grupos.

Para calcular el tamaño de cada pieza en comparación con el conjunto, divide el conjunto en 4 grupos.

Para resolverlo, comience con un todo.

Ahora puedes ver el tamaño de $\frac{1}{3}$

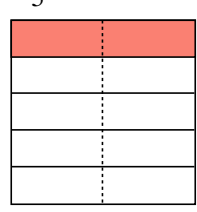
Esto muestra el tamaño de cada pieza.

Each piece is $\frac{1}{12}$ of the whole.
Or:
 $\frac{1}{3} \div 4 = \frac{1}{12}$

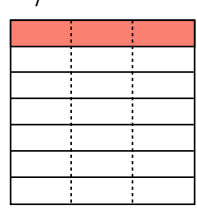
Risposte

1. $\frac{1}{10}$
2. $\frac{1}{21}$
3. $\frac{1}{42}$
4. $\frac{1}{12}$
5. $\frac{1}{12}$
6. $\frac{1}{20}$
7. $\frac{1}{72}$
8. $\frac{1}{63}$
9. $\frac{1}{18}$
10. $\frac{1}{6}$
11. $\frac{1}{24}$
12. $\frac{1}{27}$

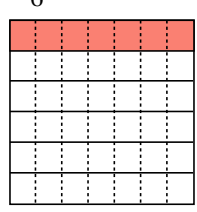
1) $\frac{1}{5} : 2 =$



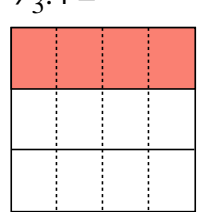
2) $\frac{1}{7} : 3 =$



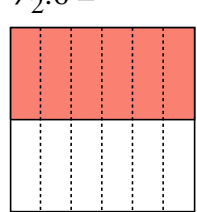
3) $\frac{1}{6} : 7 =$



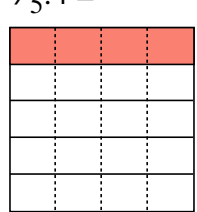
4) $\frac{1}{3} : 4 =$



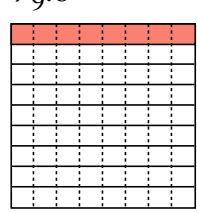
5) $\frac{1}{2} : 6 =$



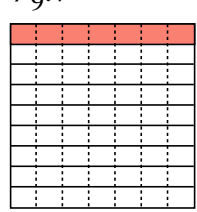
6) $\frac{1}{5} : 4 =$



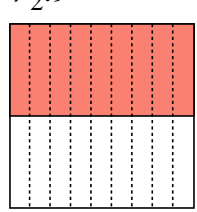
7) $\frac{1}{9} : 8 =$



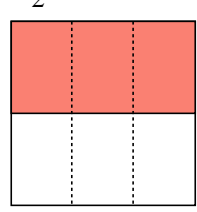
8) $\frac{1}{9} : 7 =$



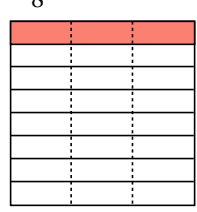
9) $\frac{1}{2} : 9 =$



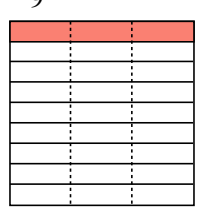
10) $\frac{1}{2} : 3 =$



11) $\frac{1}{8} : 3 =$




12) $\frac{1}{9} : 3 =$





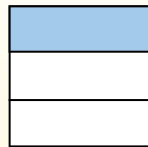
Usa lo schema per mostrare come si dividono una frazione e un numero intero.

$\frac{1}{3} \div 4 = ?$



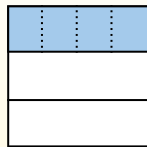
Para resolverlo, comience con un todo.

Divida el conjunto en 3 piezas y complete 1 sección.



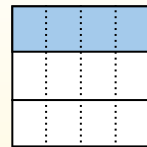
Ahora puedes ver el tamaño de $\frac{1}{3}$

Em seguida, divide a $\frac{1}{3}$ em 4 grupos.



Esto muestra el tamaño de cada pieza.

Para calcular el tamaño de cada pieza en comparación con el conjunto, divide el conjunto en 4 grupos.



Each piece is $\frac{1}{12}$ of the whole.


Or:

$\frac{1}{3} \div 4 = \frac{1}{12}$


Risposte

1. _____
2. _____
3. _____
4. _____
5. _____
6. _____
7. _____
8. _____
9. _____
10. _____
11. _____
12. _____


1) $\frac{1}{2} : 8 =$




2) $\frac{1}{9} : 6 =$




3) $\frac{1}{3} : 8 =$




4) $\frac{1}{7} : 9 =$




5) $\frac{1}{2} : 3 =$



6) $\frac{1}{8} : 9 =$




7) $\frac{1}{9} : 3 =$




8) $\frac{1}{4} : 5 =$




9) $\frac{1}{3} : 9 =$




10) $\frac{1}{5} : 6 =$



11) $\frac{1}{7} : 6 =$



12) $\frac{1}{7} : 5 =$





Usa lo schema per mostrare come si dividono una frazione e un numero intero.

$\frac{1}{3} \div 4 = ?$

Divida el conjunto en 3 piezas y complete 1 sección.

Em seguida, divide a $\frac{1}{3}$ em 4 grupos.

Para calcular el tamaño de cada pieza en comparación con el conjunto, divide el conjunto en 4 grupos.

Para resolverlo, comience con un todo.

Ahora puedes ver el tamaño de $\frac{1}{3}$

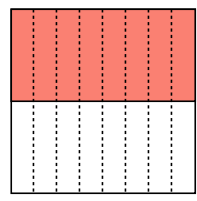
Esto muestra el tamaño de cada pieza.

Each piece is $\frac{1}{12}$ of the whole.
Or:
 $\frac{1}{3} \div 4 = \frac{1}{12}$

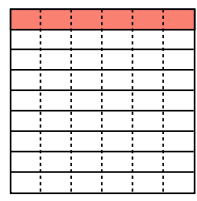
Risposte

1. $\frac{1}{16}$
2. $\frac{1}{54}$
3. $\frac{1}{24}$
4. $\frac{1}{63}$
5. $\frac{1}{6}$
6. $\frac{1}{72}$
7. $\frac{1}{27}$
8. $\frac{1}{20}$
9. $\frac{1}{27}$
10. $\frac{1}{30}$
11. $\frac{1}{42}$
12. $\frac{1}{35}$

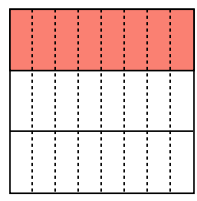
1) $\frac{1}{2} : 8 =$



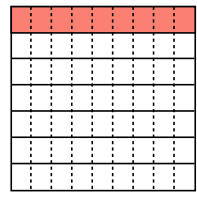
2) $\frac{1}{9} : 6 =$



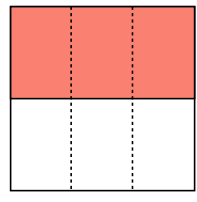
3) $\frac{1}{3} : 8 =$



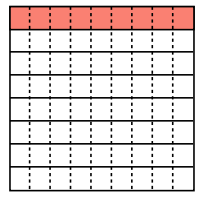
4) $\frac{1}{7} : 9 =$



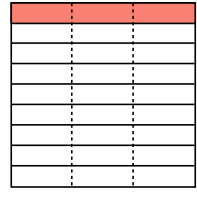
5) $\frac{1}{2} : 3 =$



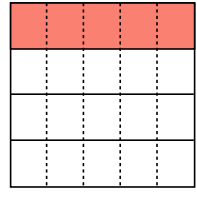
6) $\frac{1}{8} : 9 =$



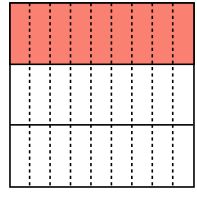
7) $\frac{1}{9} : 3 =$



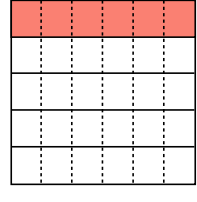
8) $\frac{1}{4} : 5 =$



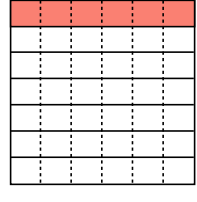
9) $\frac{1}{3} : 9 =$



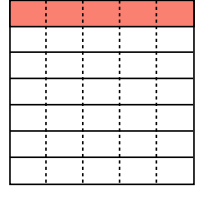
10) $\frac{1}{5} : 6 =$



11) $\frac{1}{7} : 6 =$




12) $\frac{1}{7} : 5 =$





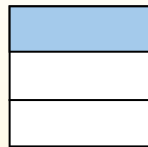
Usa lo schema per mostrare come si dividono una frazione e un numero intero.

$\frac{1}{3} \div 4 = ?$



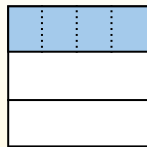
Para resolverlo, comience con un todo.

Divida el conjunto en 3 piezas y complete 1 sección.



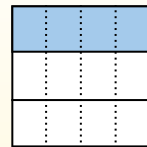
Ahora puedes ver el tamaño de $\frac{1}{3}$

Em seguida, divide a $\frac{1}{3}$ em 4 grupos.



Esto muestra el tamaño de cada pieza.

Para calcular el tamaño de cada pieza en comparación con el conjunto, divide el conjunto en 4 grupos.



Each piece is $\frac{1}{12}$ of the whole.


Or:

$\frac{1}{3} \div 4 = \frac{1}{12}$


Risposte

1. _____
2. _____
3. _____
4. _____
5. _____
6. _____
7. _____
8. _____
9. _____
10. _____
11. _____
12. _____


1) $\frac{1}{8} : 6 =$




2) $\frac{1}{6} : 2 =$




3) $\frac{1}{5} : 7 =$




4) $\frac{1}{5} : 4 =$



5) $\frac{1}{3} : 6 =$




6) $\frac{1}{4} : 7 =$




7) $\frac{1}{2} : 6 =$




8) $\frac{1}{4} : 3 =$




9) $\frac{1}{7} : 7 =$




10) $\frac{1}{8} : 3 =$



11) $\frac{1}{2} : 9 =$




12) $\frac{1}{5} : 3 =$





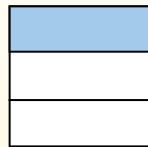
Usa lo schema per mostrare come si dividono una frazione e un numero intero.

$\frac{1}{3} \div 4 = ?$



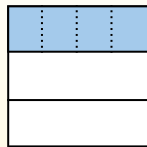
Para resolverlo, comience con un todo.

Divida el conjunto en 3 piezas y complete 1 sección.



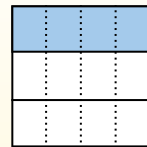
Ahora puedes ver el tamaño de $\frac{1}{3}$

Em seguida, divide a $\frac{1}{3}$ em 4 grupos.



Esto muestra el tamaño de cada pieza.

Para calcular el tamaño de cada pieza en comparación con el conjunto, divide el conjunto en 4 grupos.



Each piece is $\frac{1}{12}$ of the whole.

Or:

$\frac{1}{3} \div 4 = \frac{1}{12}$

Risposte

1. $\frac{1}{48}$

2. $\frac{1}{12}$

3. $\frac{1}{35}$

4. $\frac{1}{20}$

5. $\frac{1}{18}$

6. $\frac{1}{28}$

7. $\frac{1}{12}$

8. $\frac{1}{12}$

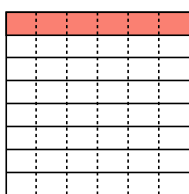
9. $\frac{1}{49}$

10. $\frac{1}{24}$

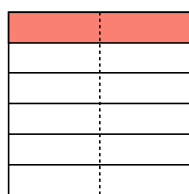
11. $\frac{1}{18}$

12. $\frac{1}{15}$

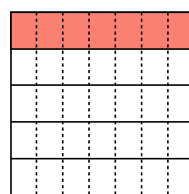
1) $\frac{1}{8} : 6 =$



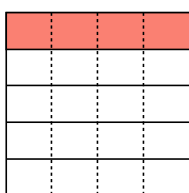
2) $\frac{1}{6} : 2 =$



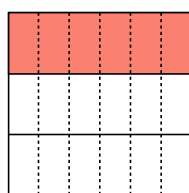
3) $\frac{1}{5} : 7 =$



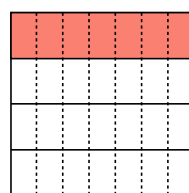
4) $\frac{1}{5} : 4 =$



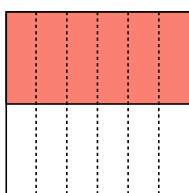
5) $\frac{1}{3} : 6 =$



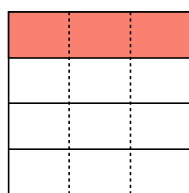
6) $\frac{1}{4} : 7 =$




7) $\frac{1}{2} : 6 =$



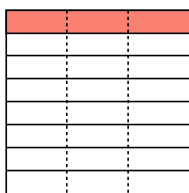
8) $\frac{1}{4} : 3 =$



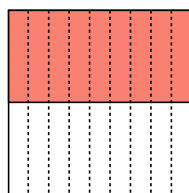
9) $\frac{1}{7} : 7 =$



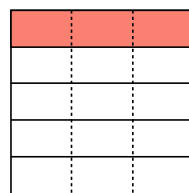
10) $\frac{1}{8} : 3 =$



11) $\frac{1}{2} : 9 =$




12) $\frac{1}{5} : 3 =$





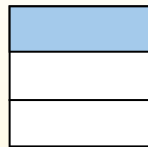
Usa lo schema per mostrare come si dividono una frazione e un numero intero.

$\frac{1}{3} \div 4 = ?$



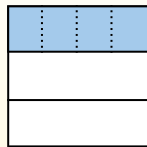
Para resolverlo, comience con un todo.

Divida el conjunto en 3 piezas y complete 1 sección.



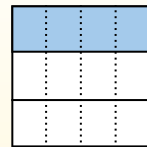
Ahora puedes ver el tamaño de $\frac{1}{3}$

Em seguida, divide a $\frac{1}{3}$ em 4 grupos.



Esto muestra el tamaño de cada pieza.

Para calcular el tamaño de cada pieza en comparación con el conjunto, divide el conjunto en 4 grupos.



Each piece is $\frac{1}{12}$ of the whole.


Or:

$\frac{1}{3} \div 4 = \frac{1}{12}$


Risposte

1. _____
2. _____
3. _____
4. _____
5. _____
6. _____
7. _____
8. _____
9. _____
10. _____
11. _____
12. _____


1) $\frac{1}{5} : 8 =$




2) $\frac{1}{4} : 5 =$




3) $\frac{1}{2} : 3 =$




4) $\frac{1}{4} : 7 =$



5) $\frac{1}{9} : 9 =$



6) $\frac{1}{9} : 5 =$




7) $\frac{1}{6} : 3 =$




8) $\frac{1}{2} : 5 =$




9) $\frac{1}{9} : 8 =$




10) $\frac{1}{5} : 4 =$



11) $\frac{1}{4} : 6 =$




12) $\frac{1}{2} : 6 =$





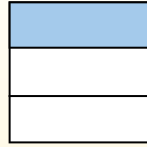
Usa lo schema per mostrare come si dividono una frazione e un numero intero.

$\frac{1}{3} \div 4 = ?$



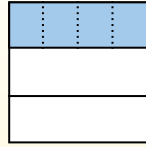
Para resolverlo, comience con un todo.

Divida el conjunto en 3 piezas y complete 1 sección.



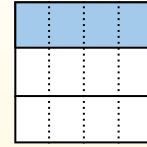
Ahora puedes ver el tamaño de $\frac{1}{3}$

Em seguida, divide a $\frac{1}{3}$ em 4 grupos.



Esto muestra el tamaño de cada pieza.

Para calcular el tamaño de cada pieza en comparación con el conjunto, divide el conjunto en 4 grupos.



Each piece is $\frac{1}{12}$ of the whole.

Or:
 $\frac{1}{3} \div 4 = \frac{1}{12}$

Risposte

1. $\frac{1}{40}$

2. $\frac{1}{20}$

3. $\frac{1}{6}$

4. $\frac{1}{28}$

5. $\frac{1}{81}$

6. $\frac{1}{45}$

7. $\frac{1}{18}$

8. $\frac{1}{10}$

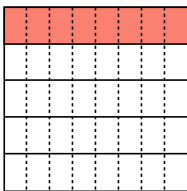
9. $\frac{1}{72}$

10. $\frac{1}{20}$

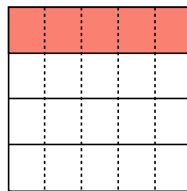
11. $\frac{1}{24}$

12. $\frac{1}{12}$

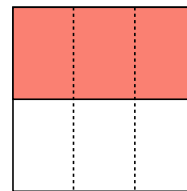
1) $\frac{1}{5} : 8 =$



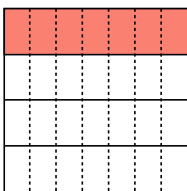
2) $\frac{1}{4} : 5 =$



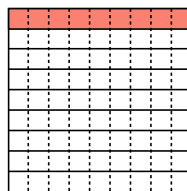
3) $\frac{1}{2} : 3 =$



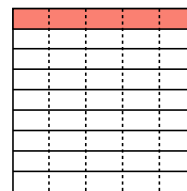
4) $\frac{1}{4} : 7 =$



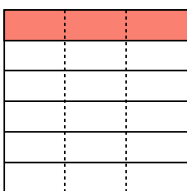
5) $\frac{1}{9} : 9 =$



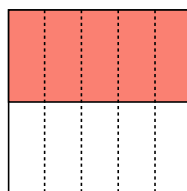
6) $\frac{1}{9} : 5 =$



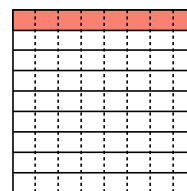
7) $\frac{1}{6} : 3 =$



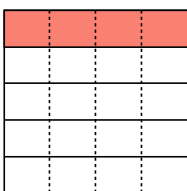
8) $\frac{1}{2} : 5 =$



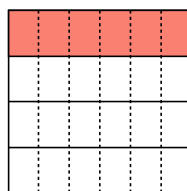
9) $\frac{1}{9} : 8 =$



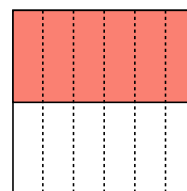
10) $\frac{1}{5} : 4 =$



11) $\frac{1}{4} : 6 =$




12) $\frac{1}{2} : 6 =$





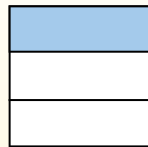
Usa lo schema per mostrare come si dividono una frazione e un numero intero.

$\frac{1}{3} \div 4 = ?$



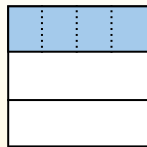
Para resolverlo, comience con un todo.

Divida el conjunto en 3 piezas y complete 1 sección.



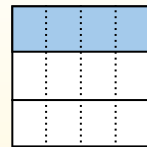
Ahora puedes ver el tamaño de $\frac{1}{3}$

Em seguida, divide a $\frac{1}{3}$ em 4 grupos.



Esto muestra el tamaño de cada pieza.

Para calcular el tamaño de cada pieza en comparación con el conjunto, divide el conjunto en 4 grupos.



Each piece is $\frac{1}{12}$ of the whole.


Or:

$\frac{1}{3} \div 4 = \frac{1}{12}$


Risposte

1. _____
2. _____
3. _____
4. _____
5. _____
6. _____
7. _____
8. _____
9. _____
10. _____
11. _____
12. _____


1) $\frac{1}{7} : 3 =$




2) $\frac{1}{6} : 7 =$




3) $\frac{1}{4} : 3 =$




4) $\frac{1}{9} : 4 =$



5) $\frac{1}{6} : 9 =$



6) $\frac{1}{3} : 6 =$




7) $\frac{1}{5} : 8 =$




8) $\frac{1}{7} : 2 =$




9) $\frac{1}{5} : 3 =$




10) $\frac{1}{2} : 3 =$



11) $\frac{1}{5} : 4 =$



12) $\frac{1}{8} : 9 =$





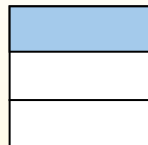
Usa lo schema per mostrare come si dividono una frazione e un numero intero.

$\frac{1}{3} \div 4 = ?$



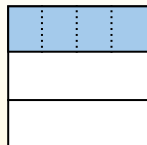
Para resolverlo, comience con un todo.

Divida el conjunto en 3 piezas y complete 1 sección.



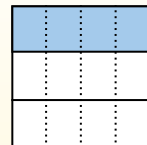
Ahora puedes ver el tamaño de $\frac{1}{3}$

Em seguida, divide a $\frac{1}{3}$ em 4 grupos.



Esto muestra el tamaño de cada pieza.

Para calcular el tamaño de cada pieza en comparación con el conjunto, divide el conjunto en 4 grupos.



Each piece is $\frac{1}{12}$ of the whole.

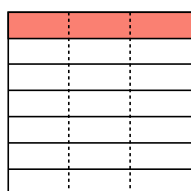
Or:

$\frac{1}{3} \div 4 = \frac{1}{12}$

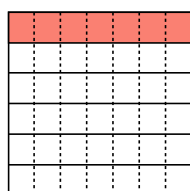
Risposte

1. $\frac{1}{21}$
2. $\frac{1}{42}$
3. $\frac{1}{12}$
4. $\frac{1}{36}$
5. $\frac{1}{54}$
6. $\frac{1}{18}$
7. $\frac{1}{40}$
8. $\frac{1}{14}$
9. $\frac{1}{15}$
10. $\frac{1}{6}$
11. $\frac{1}{20}$
12. $\frac{1}{72}$

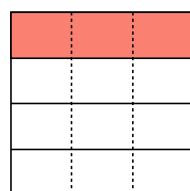
1) $\frac{1}{7} : 3 =$



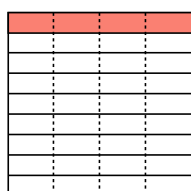
2) $\frac{1}{6} : 7 =$



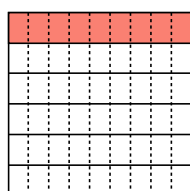
3) $\frac{1}{4} : 3 =$



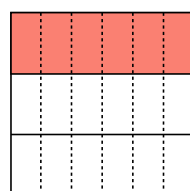
4) $\frac{1}{9} : 4 =$



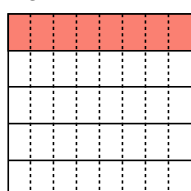
5) $\frac{1}{6} : 9 =$




6) $\frac{1}{3} : 6 =$




7) $\frac{1}{5} : 8 =$



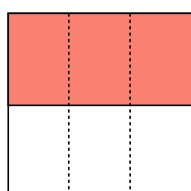
8) $\frac{1}{7} : 2 =$



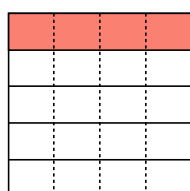
9) $\frac{1}{5} : 3 =$



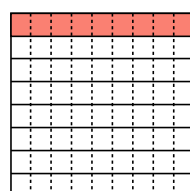
10) $\frac{1}{2} : 3 =$



11) $\frac{1}{5} : 4 =$




12) $\frac{1}{8} : 9 =$





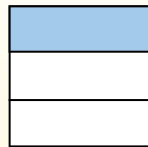
Usa lo schema per mostrare come si dividono una frazione e un numero intero.

$\frac{1}{3} \div 4 = ?$



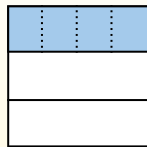
Para resolverlo, comience con un todo.

Divida el conjunto en 3 piezas y complete 1 sección.



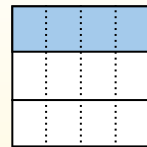
Ahora puedes ver el tamaño de $\frac{1}{3}$

Em seguida, divide a $\frac{1}{3}$ em 4 grupos.



Esto muestra el tamaño de cada pieza.

Para calcular el tamaño de cada pieza en comparación con el conjunto, divide el conjunto en 4 grupos.



Each piece is $\frac{1}{12}$ of the whole.


Or:

$\frac{1}{3} \div 4 = \frac{1}{12}$


Risposte

1. _____
2. _____
3. _____
4. _____
5. _____
6. _____
7. _____
8. _____
9. _____
10. _____
11. _____
12. _____


1) $\frac{1}{6} : 5 =$




2) $\frac{1}{7} : 9 =$




3) $\frac{1}{4} : 9 =$




4) $\frac{1}{8} : 7 =$




5) $\frac{1}{4} : 7 =$



6) $\frac{1}{6} : 7 =$




7) $\frac{1}{5} : 5 =$




8) $\frac{1}{9} : 9 =$




9) $\frac{1}{8} : 4 =$




10) $\frac{1}{6} : 6 =$



11) $\frac{1}{2} : 3 =$




12) $\frac{1}{3} : 2 =$





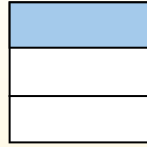
Usa lo schema per mostrare come si dividono una frazione e un numero intero.

$\frac{1}{3} \div 4 = ?$



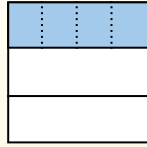
Para resolverlo, comience con un todo.

Divida el conjunto en 3 piezas y complete 1 sección.



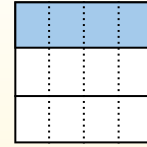
Ahora puedes ver el tamaño de $\frac{1}{3}$

Em seguida, divide a $\frac{1}{3}$ em 4 grupos.



Esto muestra el tamaño de cada pieza.

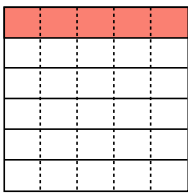
Para calcular el tamaño de cada pieza en comparación con el conjunto, divide el conjunto en 4 grupos.



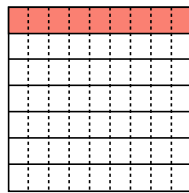
Each piece is $\frac{1}{12}$ of the whole.

Or:
 $\frac{1}{3} \div 4 = \frac{1}{12}$

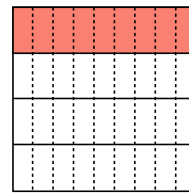
1) $\frac{1}{6} : 5 =$



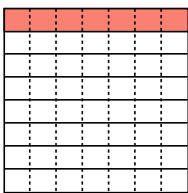
2) $\frac{1}{7} : 9 =$



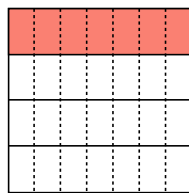
3) $\frac{1}{4} : 9 =$



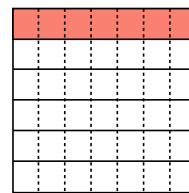
4) $\frac{1}{8} : 7 =$



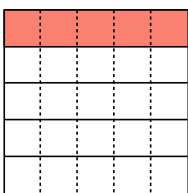
5) $\frac{1}{4} : 7 =$



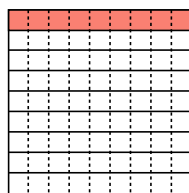
6) $\frac{1}{6} : 7 =$



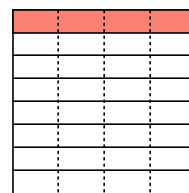
7) $\frac{1}{5} : 5 =$



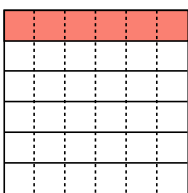
8) $\frac{1}{9} : 9 =$



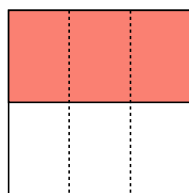
9) $\frac{1}{8} : 4 =$



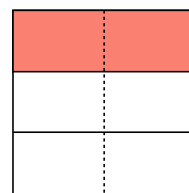
10) $\frac{1}{6} : 6 =$



11) $\frac{1}{2} : 3 =$



12) $\frac{1}{3} : 2 =$



Risposte

1. $\frac{1}{30}$

2. $\frac{1}{63}$

3. $\frac{1}{36}$

4. $\frac{1}{56}$

5. $\frac{1}{28}$

6. $\frac{1}{42}$

7. $\frac{1}{25}$

8. $\frac{1}{81}$

9. $\frac{1}{32}$

10. $\frac{1}{36}$

11. $\frac{1}{6}$

12. $\frac{1}{6}$