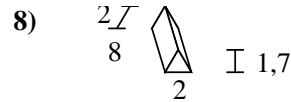
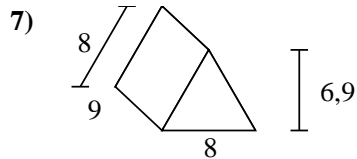
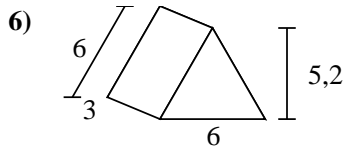
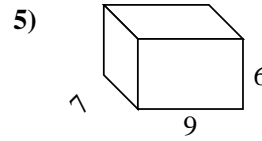
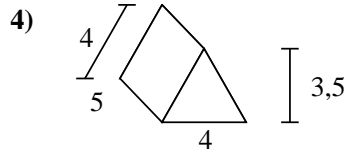
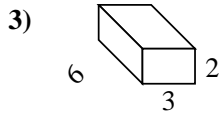
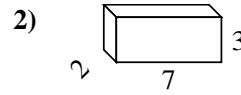
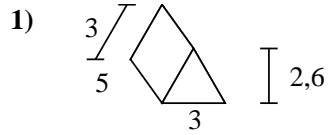
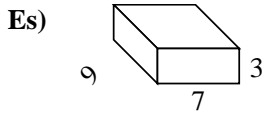




Calcola la superficie di ogni figura.



Risposte

Es. 222 cm²

1. _____

2. _____

3. _____

4. _____

5. _____


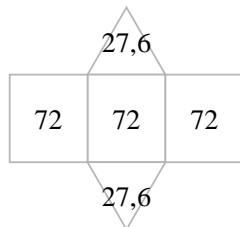
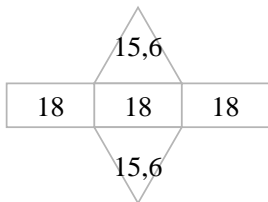
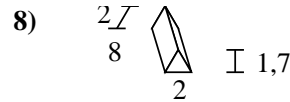
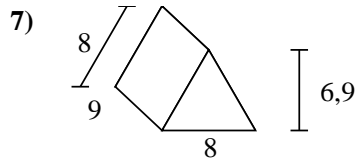
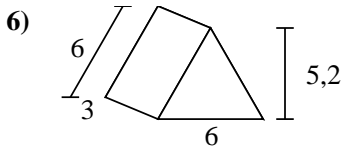
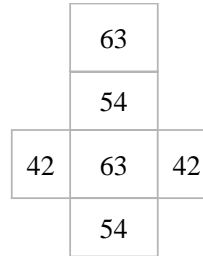
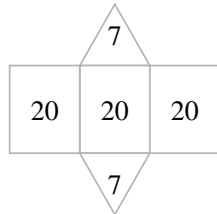
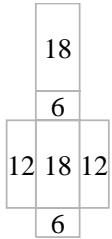
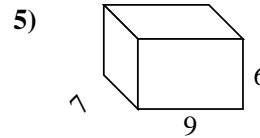
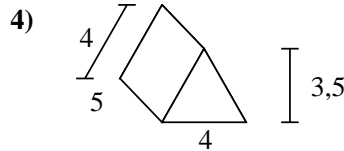
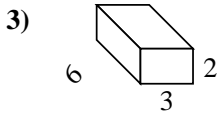
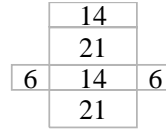
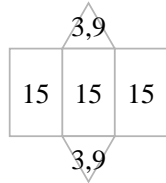
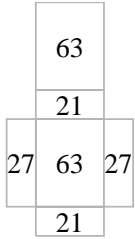
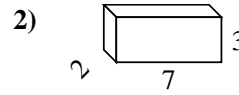
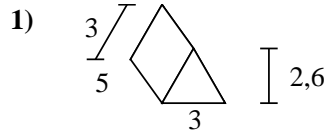
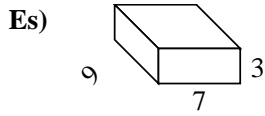
6. _____

7. _____

8. _____



Calcola la superficie di ogni figura.



Risposte

Es. 222 cm²

1. 52,8 cm²

2. 82 cm²

3. 72 cm²

4. 74 cm²

5. 318 cm²

6. 85,2 cm²

7. 271,2 cm²

8. 51,4 cm²