




Misura la lunghezza e l'altezza di ogni rettangolo in pollici e in centimetri


Es)




1)




2)



3)



4)



Risposte

Es.(in-w) 5

Es.(in-h) 1 1/2

Es.(cm-w) 12

Es.(cm-h) 4

1.(in-w) _____

1.(in-h) _____

1.(cm-w) _____

1.(cm-h) _____

2.(in-w) _____

2.(in-h) _____

2.(cm-w) _____

2.(cm-h) _____

3.(in-w) _____

3.(in-h) _____

3.(cm-w) _____

3.(cm-h) _____

4.(in-w) _____

4.(in-h) _____

4.(cm-w) _____

4.(cm-h) _____

In		1		2		3		4		5		6		7				
Cm	1	2	3	4	5	6	7	8	9	10	11	12	13	14	15	16	17	18
In		1		2		3		4		5		6		7				
Cm	1	2	3	4	5	6	7	8	9	10	11	12	13	14	15	16	17	18
In		1		2		3		4		5		6		7				
Cm	1	2	3	4	5	6	7	8	9	10	11	12	13	14	15	16	17	18
In		1		2		3		4		5		6		7				
Cm	1	2	3	4	5	6	7	8	9	10	11	12	13	14	15	16	17	18
In		1		2		3		4		5		6		7				
Cm	1	2	3	4	5	6	7	8	9	10	11	12	13	14	15	16	17	18
In		1		2		3		4		5		6		7				
Cm	1	2	3	4	5	6	7	8	9	10	11	12	13	14	15	16	17	18
In		1		2		3		4		5		6		7				
Cm	1	2	3	4	5	6	7	8	9	10	11	12	13	14	15	16	17	18
In		1		2		3		4		5		6		7				
Cm	1	2	3	4	5	6	7	8	9	10	11	12	13	14	15	16	17	18
In		1		2		3		4		5		6		7				
Cm	1	2	3	4	5	6	7	8	9	10	11	12	13	14	15	16	17	18



Misura la lunghezza e l'altezza di ogni rettangolo in pollici e in centimetri


Es)




1)




2)



3)



4)



Risposte

Es.(in-w) 5

Es.(in-h) 1 1/2

Es.(cm-w) 12

Es.(cm-h) 4

1.(in-w) 4

1.(in-h) 0 1/2

1.(cm-w) 10,2

1.(cm-h) 1,3

2.(in-w) 4 1/2

2.(in-h) 0 1/2

2.(cm-w) 11,4

2.(cm-h) 1,3

3.(in-w) 5 1/2

3.(in-h) 1

3.(cm-w) 14

3.(cm-h) 2,5

4.(in-w) 3 1/2

4.(in-h) 1 1/2

4.(cm-w) 8,9

4.(cm-h) 3,8