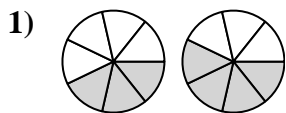
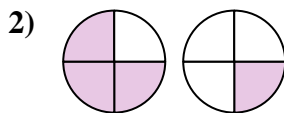




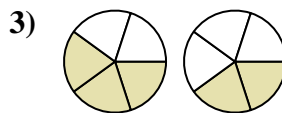
Determina quale lettera esprime correttamente la relazione tra i grafici.



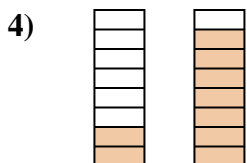
- A. $\frac{4}{3} < \frac{3}{4}$
- B. $\frac{4}{3} > \frac{3}{4}$
- C. $\frac{3}{7} < \frac{4}{7}$
- D. $\frac{3}{7} > \frac{4}{7}$



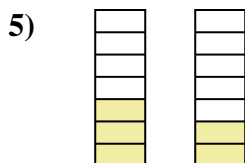
- A. $\frac{3}{1} > \frac{1}{3}$
- B. $\frac{1}{3} > \frac{3}{1}$
- C. $\frac{3}{4} > \frac{1}{4}$
- D. $\frac{4}{3} > \frac{4}{1}$



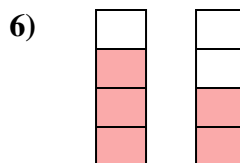
- A. $\frac{3}{5} > \frac{2}{5}$
- B. $\frac{3}{5} < \frac{2}{5}$
- C. $\frac{2}{3} < \frac{3}{2}$
- D. $\frac{3}{2} > \frac{2}{3}$



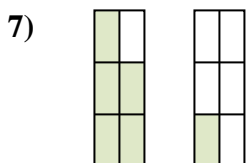
- A. $\frac{2}{6} > \frac{7}{1}$
- B. $\frac{2}{8} > \frac{7}{8}$
- C. $\frac{2}{6} < \frac{7}{1}$
- D. $\frac{2}{8} < \frac{7}{8}$



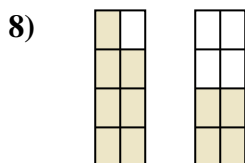
- A. $\frac{4}{3} < \frac{5}{2}$
- B. $\frac{3}{7} > \frac{2}{7}$
- C. $\frac{7}{3} > \frac{7}{2}$
- D. $\frac{3}{4} < \frac{2}{5}$



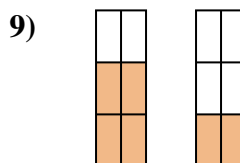
- A. $\frac{1}{3} > \frac{2}{2}$
- B. $\frac{3}{1} > \frac{2}{2}$
- C. $\frac{4}{3} > \frac{4}{2}$
- D. $\frac{3}{4} > \frac{2}{4}$



- A. $\frac{5}{6} < \frac{1}{6}$
- B. $\frac{5}{6} > \frac{1}{6}$
- C. $\frac{6}{5} > \frac{6}{1}$
- D. $\frac{5}{1} < \frac{1}{5}$



- A. $\frac{7}{8} > \frac{4}{8}$
- B. $\frac{8}{7} > \frac{8}{4}$
- C. $\frac{7}{8} < \frac{4}{8}$
- D. $\frac{1}{7} > \frac{4}{4}$



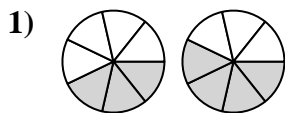
- A. $\frac{2}{4} > \frac{4}{2}$
- B. $\frac{2}{4} < \frac{4}{2}$
- C. $\frac{4}{6} > \frac{2}{6}$
- D. $\frac{4}{6} < \frac{2}{6}$

Risposte

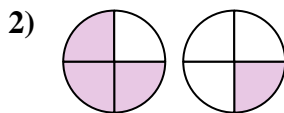
1. _____
2. _____
3. _____
4. _____
5. _____
6. _____
7. _____
8. _____
9. _____



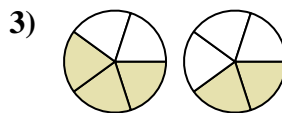
Determina quale lettera esprime correttamente la relazione tra i grafici.



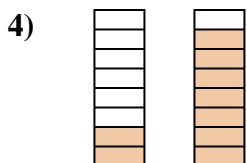
- A. $\frac{4}{3} < \frac{3}{4}$
 B. $\frac{4}{3} > \frac{3}{4}$
 C. $\frac{3}{7} < \frac{4}{7}$
 D. $\frac{3}{7} > \frac{4}{7}$



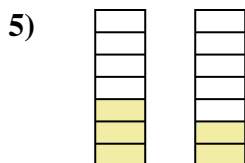
- A. $\frac{3}{1} > \frac{1}{3}$
 B. $\frac{1}{3} > \frac{3}{1}$
 C. $\frac{3}{4} > \frac{1}{4}$
 D. $\frac{4}{3} > \frac{4}{1}$



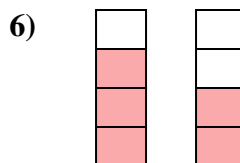
- A. $\frac{3}{5} > \frac{2}{5}$
 B. $\frac{3}{5} < \frac{2}{5}$
 C. $\frac{2}{3} < \frac{3}{2}$
 D. $\frac{3}{2} > \frac{2}{3}$



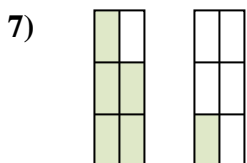
- A. $\frac{2}{6} > \frac{7}{1}$
 B. $\frac{2}{8} > \frac{7}{8}$
 C. $\frac{2}{6} < \frac{7}{1}$
 D. $\frac{2}{8} < \frac{7}{8}$



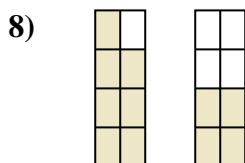
- A. $\frac{4}{3} < \frac{5}{2}$
 B. $\frac{3}{7} > \frac{2}{7}$
 C. $\frac{7}{3} > \frac{7}{2}$
 D. $\frac{3}{4} < \frac{2}{5}$



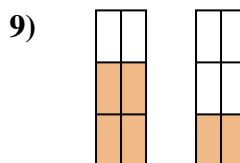
- A. $\frac{1}{3} > \frac{2}{2}$
 B. $\frac{3}{1} > \frac{2}{2}$
 C. $\frac{4}{3} > \frac{4}{2}$
 D. $\frac{3}{4} > \frac{2}{4}$



- A. $\frac{5}{6} < \frac{1}{6}$
 B. $\frac{5}{6} > \frac{1}{6}$
 C. $\frac{6}{5} > \frac{6}{1}$
 D. $\frac{5}{1} < \frac{1}{5}$



- A. $\frac{7}{8} > \frac{4}{8}$
 B. $\frac{8}{7} > \frac{8}{4}$
 C. $\frac{7}{8} < \frac{4}{8}$
 D. $\frac{1}{7} > \frac{4}{4}$



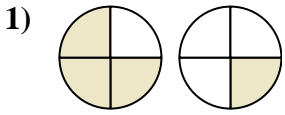
- A. $\frac{2}{4} > \frac{4}{2}$
 B. $\frac{2}{4} < \frac{4}{2}$
 C. $\frac{4}{6} > \frac{2}{6}$
 D. $\frac{4}{6} < \frac{2}{6}$

Risposte

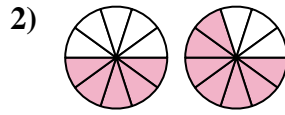
1. **C**
 2. **C**
 3. **A**
 4. **D**
 5. **B**
 6. **D**
 7. **B**
 8. **A**
 9. **C**



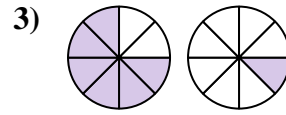
Determina quale lettera esprime correttamente la relazione tra i grafici.



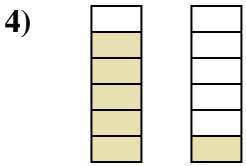
- A. $\frac{3}{1} < \frac{1}{3}$
- B. $\frac{3}{4} < \frac{1}{4}$
- C. $\frac{3}{4} > \frac{1}{4}$
- D. $\frac{1}{3} < \frac{3}{1}$



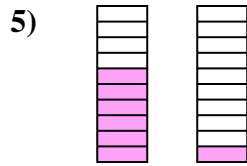
- A. $\frac{5}{5} > \frac{7}{3}$
- B. $\frac{5}{5} > \frac{3}{7}$
- C. $\frac{5}{5} < \frac{7}{3}$
- D. $\frac{5}{10} < \frac{7}{10}$



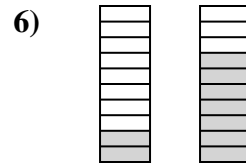
- A. $\frac{6}{2} < \frac{1}{7}$
- B. $\frac{2}{6} > \frac{7}{1}$
- C. $\frac{6}{8} > \frac{1}{8}$
- D. $\frac{6}{2} > \frac{1}{7}$



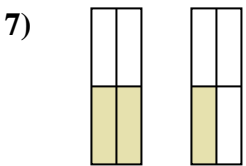
- A. $\frac{5}{6} > \frac{1}{6}$
- B. $\frac{1}{5} < \frac{5}{1}$
- C. $\frac{5}{6} < \frac{1}{6}$
- D. $\frac{6}{5} > \frac{6}{1}$



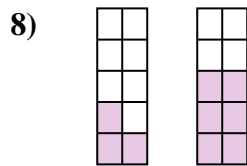
- A. $\frac{6}{10} < \frac{1}{10}$
- B. $\frac{4}{6} > \frac{9}{1}$
- C. $\frac{6}{10} > \frac{1}{10}$
- D. $\frac{10}{6} > \frac{10}{1}$



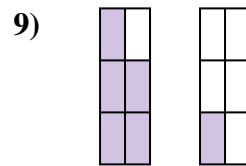
- A. $\frac{8}{2} > \frac{3}{7}$
- B. $\frac{2}{10} < \frac{7}{10}$
- C. $\frac{2}{10} > \frac{7}{10}$
- D. $\frac{10}{2} > \frac{10}{7}$



- A. $\frac{2}{2} > \frac{3}{1}$
- B. $\frac{2}{4} > \frac{1}{4}$
- C. $\frac{2}{2} < \frac{3}{1}$
- D. $\frac{4}{2} > \frac{4}{1}$



- A. $\frac{10}{3} > \frac{10}{6}$
- B. $\frac{7}{3} > \frac{4}{6}$
- C. $\frac{3}{10} > \frac{6}{10}$
- D. $\frac{3}{10} < \frac{6}{10}$



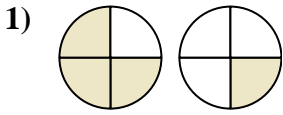
- A. $\frac{6}{5} > \frac{6}{1}$
- B. $\frac{5}{6} > \frac{1}{6}$
- C. $\frac{5}{1} < \frac{1}{5}$
- D. $\frac{5}{1} > \frac{1}{5}$

Risposte

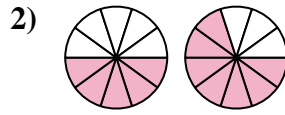
1. _____
2. _____
3. _____
4. _____
5. _____
6. _____
7. _____
8. _____
9. _____



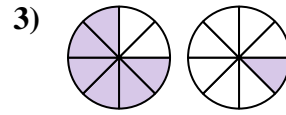
Determina quale lettera esprime correttamente la relazione tra i grafici.



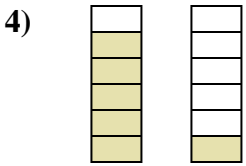
- A. $\frac{3}{1} < \frac{1}{3}$
- B. $\frac{3}{4} < \frac{1}{4}$
- C. $\frac{3}{4} > \frac{1}{4}$
- D. $\frac{1}{3} < \frac{3}{1}$



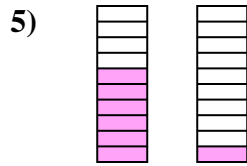
- A. $\frac{5}{5} > \frac{7}{3}$
- B. $\frac{5}{5} > \frac{3}{7}$
- C. $\frac{5}{5} < \frac{7}{3}$
- D. $\frac{5}{10} < \frac{7}{10}$



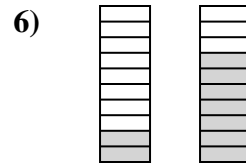
- A. $\frac{6}{2} < \frac{1}{7}$
- B. $\frac{2}{6} > \frac{7}{1}$
- C. $\frac{6}{8} > \frac{1}{8}$
- D. $\frac{6}{2} > \frac{1}{7}$



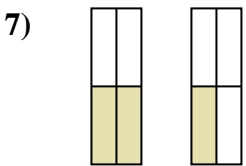
- A. $\frac{5}{6} > \frac{1}{6}$
- B. $\frac{1}{5} < \frac{5}{1}$
- C. $\frac{5}{6} < \frac{1}{6}$
- D. $\frac{6}{5} > \frac{6}{1}$



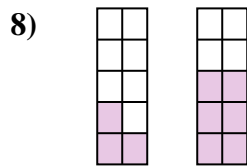
- A. $\frac{6}{10} < \frac{1}{10}$
- B. $\frac{4}{6} > \frac{9}{1}$
- C. $\frac{6}{10} > \frac{1}{10}$
- D. $\frac{10}{6} > \frac{10}{1}$



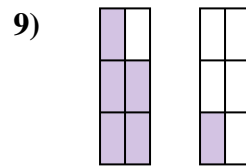
- A. $\frac{8}{2} > \frac{3}{7}$
- B. $\frac{2}{10} < \frac{7}{10}$
- C. $\frac{2}{10} > \frac{7}{10}$
- D. $\frac{10}{2} > \frac{10}{7}$



- A. $\frac{2}{2} > \frac{3}{1}$
- B. $\frac{2}{4} > \frac{1}{4}$
- C. $\frac{2}{2} < \frac{3}{1}$
- D. $\frac{4}{2} > \frac{4}{1}$



- A. $\frac{10}{3} > \frac{10}{6}$
- B. $\frac{7}{3} > \frac{4}{6}$
- C. $\frac{3}{10} > \frac{6}{10}$
- D. $\frac{3}{10} < \frac{6}{10}$



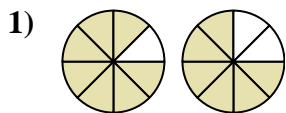
- A. $\frac{6}{5} > \frac{6}{1}$
- B. $\frac{5}{6} > \frac{1}{6}$
- C. $\frac{5}{1} < \frac{1}{5}$
- D. $\frac{5}{1} > \frac{1}{5}$

Risposte

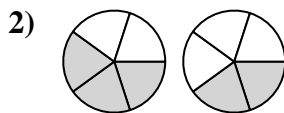
- 1. **C**
- 2. **D**
- 3. **C**
- 4. **A**
- 5. **C**
- 6. **B**
- 7. **B**
- 8. **D**
- 9. **B**



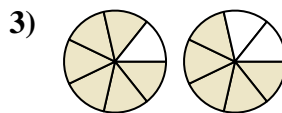
Determina quale lettera esprime correttamente la relazione tra i grafici.



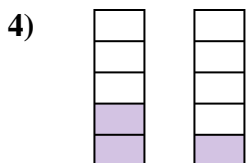
- A. $\frac{7}{1} > \frac{6}{2}$
- B. $\frac{7}{8} > \frac{6}{8}$
- C. $\frac{7}{1} < \frac{6}{2}$
- D. $\frac{1}{7} < \frac{2}{6}$



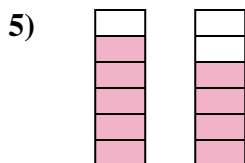
- A. $\frac{5}{3} > \frac{5}{2}$
- B. $\frac{3}{2} < \frac{2}{3}$
- C. $\frac{3}{5} > \frac{2}{5}$
- D. $\frac{3}{2} > \frac{2}{3}$



- A. $\frac{7}{6} > \frac{7}{5}$
- B. $\frac{6}{7} < \frac{5}{7}$
- C. $\frac{6}{7} > \frac{5}{7}$
- D. $\frac{1}{6} > \frac{2}{5}$



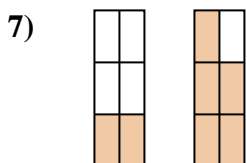
- A. $\frac{2}{5} > \frac{1}{5}$
- B. $\frac{3}{2} < \frac{4}{1}$
- C. $\frac{2}{3} > \frac{1}{4}$
- D. $\frac{2}{3} < \frac{1}{4}$



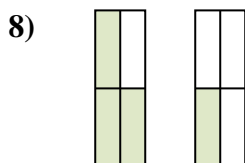
- A. $\frac{5}{6} > \frac{4}{6}$
- B. $\frac{5}{1} < \frac{4}{2}$
- C. $\frac{1}{5} < \frac{2}{4}$
- D. $\frac{1}{5} > \frac{2}{4}$



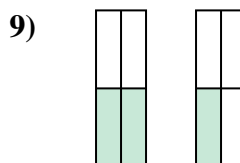
- A. $\frac{2}{3} < \frac{1}{4}$
- B. $\frac{3}{5} > \frac{4}{5}$
- C. $\frac{3}{2} > \frac{4}{1}$
- D. $\frac{3}{5} < \frac{4}{5}$



- A. $\frac{4}{2} < \frac{1}{5}$
- B. $\frac{2}{6} < \frac{5}{6}$
- C. $\frac{4}{2} > \frac{1}{5}$
- D. $\frac{2}{4} > \frac{5}{1}$



- A. $\frac{1}{3} < \frac{3}{1}$
- B. $\frac{3}{4} > \frac{1}{4}$
- C. $\frac{3}{4} < \frac{1}{4}$
- D. $\frac{3}{1} > \frac{1}{3}$



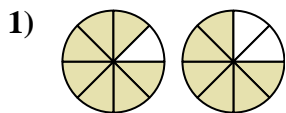
- A. $\frac{2}{4} > \frac{1}{4}$
- B. $\frac{2}{4} < \frac{1}{4}$
- C. $\frac{2}{2} < \frac{1}{3}$
- D. $\frac{4}{2} > \frac{4}{1}$

Risposte

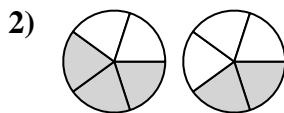
- 1. _____
- 2. _____
- 3. _____
- 4. _____
- 5. _____
- 6. _____
- 7. _____
- 8. _____
- 9. _____



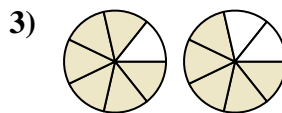
Determina quale lettera esprime correttamente la relazione tra i grafici.



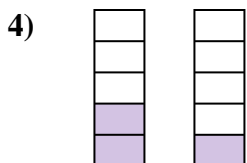
- A. $\frac{7}{1} > \frac{6}{2}$
- B. $\frac{7}{8} > \frac{6}{8}$
- C. $\frac{7}{1} < \frac{6}{2}$
- D. $\frac{1}{7} < \frac{2}{6}$



- A. $\frac{5}{3} > \frac{5}{2}$
- B. $\frac{3}{2} < \frac{2}{3}$
- C. $\frac{3}{5} > \frac{2}{5}$
- D. $\frac{3}{2} > \frac{2}{3}$



- A. $\frac{7}{6} > \frac{7}{5}$
- B. $\frac{6}{7} < \frac{5}{7}$
- C. $\frac{6}{7} > \frac{5}{7}$
- D. $\frac{1}{6} > \frac{2}{5}$



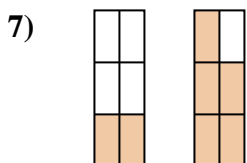
- A. $\frac{2}{5} > \frac{1}{5}$
- B. $\frac{3}{2} < \frac{4}{1}$
- C. $\frac{2}{3} > \frac{1}{4}$
- D. $\frac{2}{3} < \frac{1}{4}$



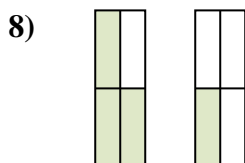
- A. $\frac{5}{6} > \frac{4}{6}$
- B. $\frac{5}{1} < \frac{4}{2}$
- C. $\frac{1}{5} < \frac{2}{4}$
- D. $\frac{1}{5} > \frac{2}{4}$



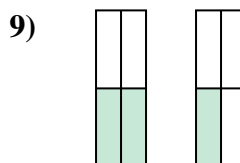
- A. $\frac{2}{3} < \frac{1}{4}$
- B. $\frac{3}{5} > \frac{4}{5}$
- C. $\frac{3}{2} > \frac{4}{1}$
- D. $\frac{3}{5} < \frac{4}{5}$



- A. $\frac{4}{2} < \frac{1}{5}$
- B. $\frac{2}{6} < \frac{5}{6}$
- C. $\frac{4}{2} > \frac{1}{5}$
- D. $\frac{2}{4} > \frac{5}{1}$



- A. $\frac{1}{3} < \frac{3}{1}$
- B. $\frac{3}{4} > \frac{1}{4}$
- C. $\frac{3}{4} < \frac{1}{4}$
- D. $\frac{3}{1} > \frac{1}{3}$



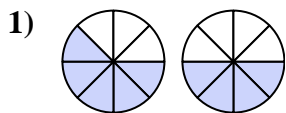
- A. $\frac{2}{4} > \frac{1}{4}$
- B. $\frac{2}{4} < \frac{1}{4}$
- C. $\frac{2}{2} < \frac{1}{3}$
- D. $\frac{4}{2} > \frac{4}{1}$

Risposte

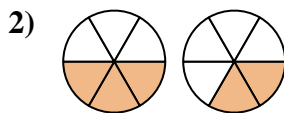
- 1. **B**
- 2. **C**
- 3. **C**
- 4. **A**
- 5. **A**
- 6. **D**
- 7. **B**
- 8. **B**
- 9. **A**



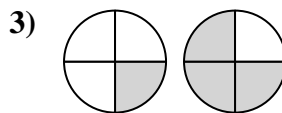
Determina quale lettera esprime correttamente la relazione tra i grafici.



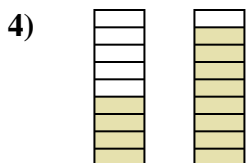
- A. $\frac{5}{3} > \frac{4}{4}$
- B. $\frac{5}{3} < \frac{4}{4}$
- C. $\frac{5}{8} > \frac{4}{8}$
- D. $\frac{3}{5} < \frac{4}{4}$



- A. $\frac{3}{6} > \frac{2}{6}$
- B. $\frac{3}{3} > \frac{2}{4}$
- C. $\frac{3}{3} < \frac{2}{4}$
- D. $\frac{6}{3} > \frac{6}{2}$



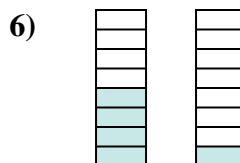
- A. $\frac{1}{3} < \frac{3}{1}$
- B. $\frac{1}{3} > \frac{3}{1}$
- C. $\frac{1}{4} < \frac{3}{4}$
- D. $\frac{3}{1} < \frac{1}{3}$



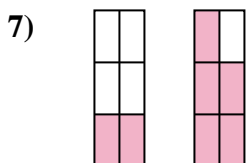
- A. $\frac{5}{4} > \frac{1}{8}$
- B. $\frac{4}{5} > \frac{8}{1}$
- C. $\frac{4}{9} > \frac{8}{9}$
- D. $\frac{4}{9} < \frac{8}{9}$



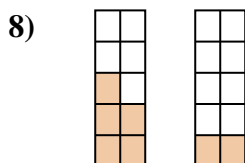
- A. $\frac{8}{10} > \frac{1}{10}$
- B. $\frac{2}{8} < \frac{9}{1}$
- C. $\frac{8}{10} < \frac{1}{10}$
- D. $\frac{10}{8} > \frac{10}{1}$



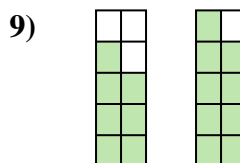
- A. $\frac{4}{4} > \frac{7}{1}$
- B. $\frac{4}{4} > \frac{1}{7}$
- C. $\frac{4}{8} < \frac{1}{8}$
- D. $\frac{4}{8} > \frac{1}{8}$



- A. $\frac{2}{4} < \frac{5}{1}$
- B. $\frac{2}{6} > \frac{5}{6}$
- C. $\frac{2}{6} < \frac{5}{6}$
- D. $\frac{6}{2} > \frac{6}{5}$



- A. $\frac{5}{5} < \frac{8}{2}$
- B. $\frac{5}{5} > \frac{8}{2}$
- C. $\frac{5}{10} > \frac{2}{10}$
- D. $\frac{5}{5} < \frac{2}{8}$



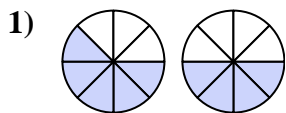
- A. $\frac{10}{7} > \frac{10}{9}$
- B. $\frac{7}{3} < \frac{9}{1}$
- C. $\frac{7}{10} < \frac{9}{10}$
- D. $\frac{3}{7} > \frac{1}{9}$

Risposte

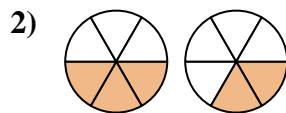
- 1. _____
- 2. _____
- 3. _____
- 4. _____
- 5. _____
- 6. _____
- 7. _____
- 8. _____
- 9. _____



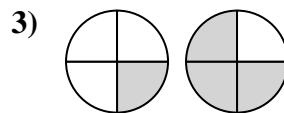
Determina quale lettera esprime correttamente la relazione tra i grafici.



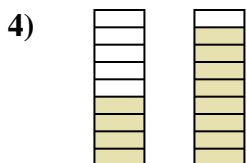
- A. $\frac{5}{3} > \frac{4}{4}$
 B. $\frac{5}{3} < \frac{4}{4}$
 C. $\frac{5}{8} > \frac{4}{8}$
 D. $\frac{3}{5} < \frac{4}{4}$



- A. $\frac{3}{6} > \frac{2}{6}$
 B. $\frac{3}{3} > \frac{2}{4}$
 C. $\frac{3}{3} < \frac{2}{4}$
 D. $\frac{6}{3} > \frac{6}{2}$



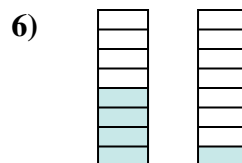
- A. $\frac{1}{3} < \frac{3}{1}$
 B. $\frac{1}{3} > \frac{3}{1}$
 C. $\frac{1}{4} < \frac{3}{4}$
 D. $\frac{3}{1} < \frac{1}{3}$



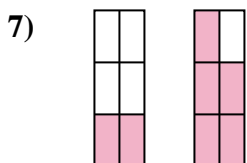
- A. $\frac{5}{4} > \frac{1}{8}$
 B. $\frac{4}{5} > \frac{8}{1}$
 C. $\frac{4}{9} > \frac{8}{9}$
 D. $\frac{4}{9} < \frac{8}{9}$



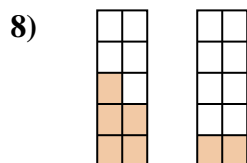
- A. $\frac{8}{10} > \frac{1}{10}$
 B. $\frac{2}{8} < \frac{9}{1}$
 C. $\frac{8}{10} < \frac{1}{10}$
 D. $\frac{10}{8} > \frac{10}{1}$



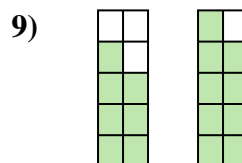
- A. $\frac{4}{4} > \frac{7}{1}$
 B. $\frac{4}{4} > \frac{1}{7}$
 C. $\frac{4}{8} < \frac{1}{8}$
 D. $\frac{4}{8} > \frac{1}{8}$



- A. $\frac{2}{4} < \frac{5}{1}$
 B. $\frac{2}{6} > \frac{5}{6}$
 C. $\frac{2}{6} < \frac{5}{6}$
 D. $\frac{6}{2} > \frac{6}{5}$



- A. $\frac{5}{5} < \frac{8}{2}$
 B. $\frac{5}{5} > \frac{8}{2}$
 C. $\frac{5}{10} > \frac{2}{10}$
 D. $\frac{5}{5} < \frac{2}{8}$

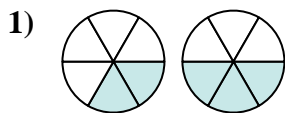


- A. $\frac{10}{7} > \frac{10}{9}$
 B. $\frac{7}{3} < \frac{9}{1}$
 C. $\frac{7}{10} < \frac{9}{10}$
 D. $\frac{3}{7} > \frac{1}{9}$

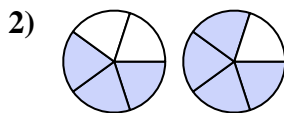
Risposte1. **C** 2. **A** 3. **C** 4. **D** 5. **A** 6. **D** 7. **C** 8. **C** 9. **C**



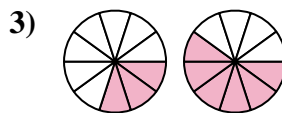
Determina quale lettera esprime correttamente la relazione tra i grafici.



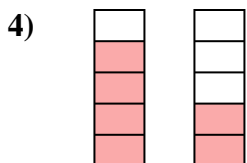
- A. $\frac{2}{4} > \frac{3}{3}$
- B. $\frac{2}{6} > \frac{3}{6}$
- C. $\frac{4}{2} < \frac{3}{3}$
- D. $\frac{2}{6} < \frac{3}{6}$



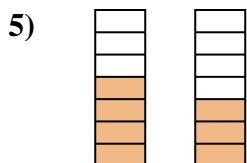
- A. $\frac{2}{3} < \frac{1}{4}$
- B. $\frac{5}{3} > \frac{5}{4}$
- C. $\frac{3}{5} < \frac{4}{5}$
- D. $\frac{3}{2} < \frac{4}{1}$



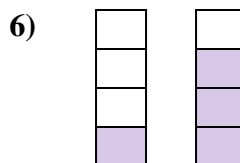
- A. $\frac{3}{10} < \frac{6}{10}$
- B. $\frac{3}{7} > \frac{6}{4}$
- C. $\frac{7}{3} > \frac{4}{6}$
- D. $\frac{10}{3} > \frac{10}{6}$



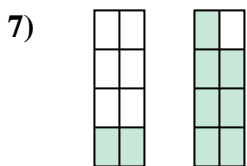
- A. $\frac{4}{1} > \frac{2}{3}$
- B. $\frac{4}{5} < \frac{2}{5}$
- C. $\frac{1}{4} < \frac{3}{2}$
- D. $\frac{4}{5} > \frac{2}{5}$



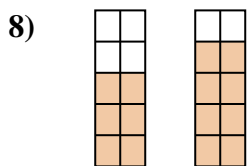
- A. $\frac{3}{4} < \frac{4}{3}$
- B. $\frac{4}{3} > \frac{3}{4}$
- C. $\frac{7}{4} > \frac{7}{3}$
- D. $\frac{4}{7} > \frac{3}{7}$



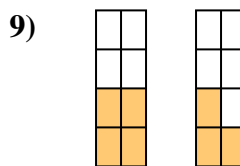
- A. $\frac{1}{4} > \frac{3}{4}$
- B. $\frac{3}{1} < \frac{1}{3}$
- C. $\frac{1}{3} < \frac{3}{1}$
- D. $\frac{1}{4} < \frac{3}{4}$



- A. $\frac{2}{8} > \frac{7}{8}$
- B. $\frac{6}{2} < \frac{1}{7}$
- C. $\frac{2}{8} < \frac{7}{8}$
- D. $\frac{2}{6} > \frac{7}{1}$



- A. $\frac{6}{4} < \frac{8}{2}$
- B. $\frac{4}{6} < \frac{2}{8}$
- C. $\frac{4}{6} > \frac{2}{8}$
- D. $\frac{6}{10} < \frac{8}{10}$



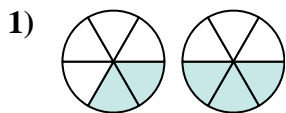
- A. $\frac{4}{4} < \frac{5}{3}$
- B. $\frac{4}{8} > \frac{3}{8}$
- C. $\frac{8}{4} > \frac{8}{3}$
- D. $\frac{4}{4} > \frac{3}{5}$

Risposte

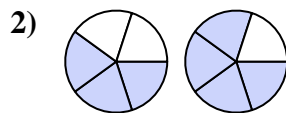
1. _____
2. _____
3. _____
4. _____
5. _____
6. _____
7. _____
8. _____
9. _____



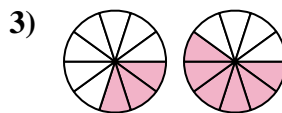
Determina quale lettera esprime correttamente la relazione tra i grafici.



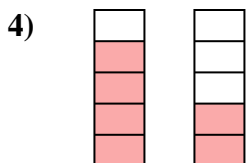
- A. $\frac{2}{4} > \frac{3}{3}$
 B. $\frac{2}{6} > \frac{3}{6}$
 C. $\frac{4}{2} < \frac{3}{3}$
 D. $\frac{2}{6} < \frac{3}{6}$



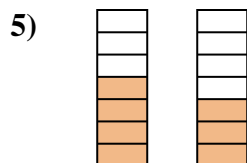
- A. $\frac{2}{3} < \frac{1}{4}$
 B. $\frac{5}{3} > \frac{5}{4}$
 C. $\frac{3}{5} < \frac{4}{5}$
 D. $\frac{3}{2} < \frac{4}{1}$



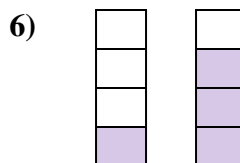
- A. $\frac{3}{10} < \frac{6}{10}$
 B. $\frac{3}{7} > \frac{6}{4}$
 C. $\frac{7}{3} > \frac{4}{6}$
 D. $\frac{10}{3} > \frac{10}{6}$



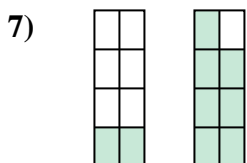
- A. $\frac{4}{1} > \frac{2}{3}$
 B. $\frac{4}{5} < \frac{2}{5}$
 C. $\frac{1}{4} < \frac{3}{2}$
 D. $\frac{4}{5} > \frac{2}{5}$



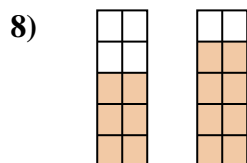
- A. $\frac{3}{4} < \frac{4}{3}$
 B. $\frac{4}{3} > \frac{3}{4}$
 C. $\frac{7}{4} > \frac{7}{3}$
 D. $\frac{4}{7} > \frac{3}{7}$



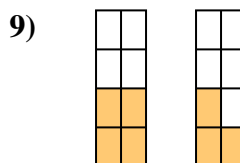
- A. $\frac{1}{4} > \frac{3}{4}$
 B. $\frac{3}{1} < \frac{1}{3}$
 C. $\frac{1}{3} < \frac{3}{1}$
 D. $\frac{1}{4} < \frac{3}{4}$



- A. $\frac{2}{8} > \frac{7}{8}$
 B. $\frac{6}{2} < \frac{1}{7}$
 C. $\frac{2}{8} < \frac{7}{8}$
 D. $\frac{2}{6} > \frac{7}{1}$



- A. $\frac{6}{4} < \frac{8}{2}$
 B. $\frac{4}{6} < \frac{2}{8}$
 C. $\frac{4}{6} > \frac{2}{8}$
 D. $\frac{6}{10} < \frac{8}{10}$

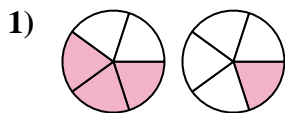


- A. $\frac{4}{4} < \frac{5}{3}$
 B. $\frac{4}{8} > \frac{3}{8}$
 C. $\frac{8}{4} > \frac{8}{3}$
 D. $\frac{4}{4} > \frac{3}{5}$

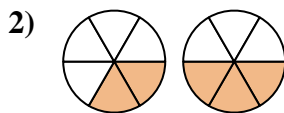
Risposte1. **D**2. **C**3. **A**4. **D**5. **D**6. **D**7. **C**8. **D**9. **B**



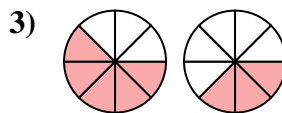
Determina quale lettera esprime correttamente la relazione tra i grafici.



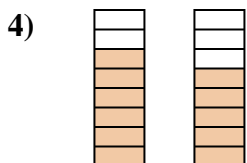
- A. $\frac{3}{5} > \frac{1}{5}$
- B. $\frac{3}{2} < \frac{1}{4}$
- C. $\frac{2}{3} < \frac{4}{1}$
- D. $\frac{3}{2} > \frac{1}{4}$



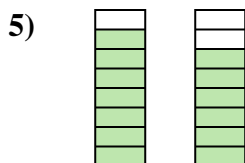
- A. $\frac{2}{6} > \frac{3}{6}$
- B. $\frac{2}{4} > \frac{3}{3}$
- C. $\frac{4}{2} > \frac{3}{3}$
- D. $\frac{2}{6} < \frac{3}{6}$



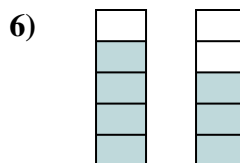
- A. $\frac{3}{5} < \frac{5}{3}$
- B. $\frac{5}{8} > \frac{3}{8}$
- C. $\frac{5}{3} < \frac{3}{5}$
- D. $\frac{3}{5} > \frac{5}{3}$



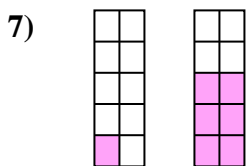
- A. $\frac{8}{6} > \frac{8}{5}$
- B. $\frac{6}{2} < \frac{5}{3}$
- C. $\frac{6}{8} < \frac{5}{8}$
- D. $\frac{6}{8} > \frac{5}{8}$



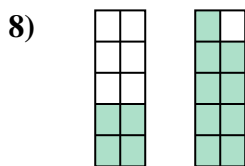
- A. $\frac{7}{1} < \frac{6}{2}$
- B. $\frac{1}{7} < \frac{2}{6}$
- C. $\frac{7}{8} < \frac{6}{8}$
- D. $\frac{7}{8} > \frac{6}{8}$



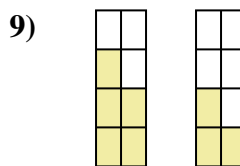
- A. $\frac{4}{5} < \frac{3}{5}$
- B. $\frac{4}{5} > \frac{3}{5}$
- C. $\frac{5}{4} > \frac{5}{3}$
- D. $\frac{1}{4} > \frac{2}{3}$



- A. $\frac{10}{1} > \frac{10}{6}$
- B. $\frac{1}{9} > \frac{6}{4}$
- C. $\frac{1}{10} < \frac{6}{10}$
- D. $\frac{1}{10} > \frac{6}{10}$



- A. $\frac{4}{10} > \frac{9}{10}$
- B. $\frac{4}{6} < \frac{9}{1}$
- C. $\frac{6}{4} < \frac{1}{9}$
- D. $\frac{4}{10} < \frac{9}{10}$



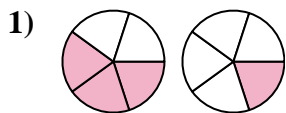
- A. $\frac{5}{8} < \frac{3}{8}$
- B. $\frac{3}{5} < \frac{5}{3}$
- C. $\frac{8}{5} > \frac{8}{3}$
- D. $\frac{5}{8} > \frac{3}{8}$

Risposte

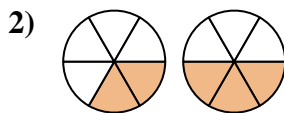
- 1. _____
- 2. _____
- 3. _____
- 4. _____
- 5. _____
- 6. _____
- 7. _____
- 8. _____
- 9. _____



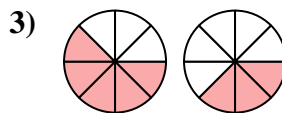
Determina quale lettera esprime correttamente la relazione tra i grafici.



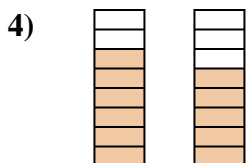
- A. $\frac{3}{5} > \frac{1}{5}$
- B. $\frac{3}{2} < \frac{1}{4}$
- C. $\frac{2}{3} < \frac{4}{1}$
- D. $\frac{3}{2} > \frac{1}{4}$



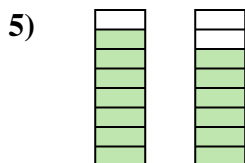
- A. $\frac{2}{6} > \frac{3}{6}$
- B. $\frac{2}{4} > \frac{3}{3}$
- C. $\frac{4}{2} > \frac{3}{3}$
- D. $\frac{2}{6} < \frac{3}{6}$



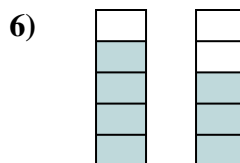
- A. $\frac{3}{5} < \frac{5}{3}$
- B. $\frac{5}{8} > \frac{3}{8}$
- C. $\frac{5}{3} < \frac{3}{5}$
- D. $\frac{3}{5} > \frac{5}{3}$



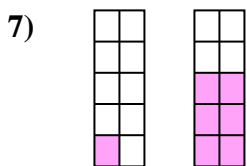
- A. $\frac{8}{6} > \frac{8}{5}$
- B. $\frac{6}{2} < \frac{5}{3}$
- C. $\frac{6}{8} < \frac{5}{8}$
- D. $\frac{6}{8} > \frac{5}{8}$



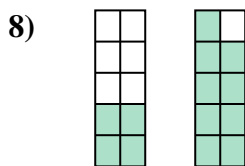
- A. $\frac{7}{1} < \frac{6}{2}$
- B. $\frac{1}{7} < \frac{2}{6}$
- C. $\frac{7}{8} < \frac{6}{8}$
- D. $\frac{7}{8} > \frac{6}{8}$



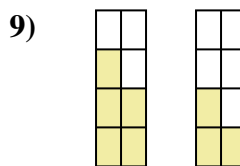
- A. $\frac{4}{5} < \frac{3}{5}$
- B. $\frac{4}{5} > \frac{3}{5}$
- C. $\frac{5}{4} > \frac{5}{3}$
- D. $\frac{1}{4} > \frac{2}{3}$



- A. $\frac{10}{1} > \frac{10}{6}$
- B. $\frac{1}{9} > \frac{6}{4}$
- C. $\frac{1}{10} < \frac{6}{10}$
- D. $\frac{1}{10} > \frac{6}{10}$



- A. $\frac{4}{10} > \frac{9}{10}$
- B. $\frac{4}{6} < \frac{9}{1}$
- C. $\frac{6}{4} < \frac{1}{9}$
- D. $\frac{4}{10} < \frac{9}{10}$



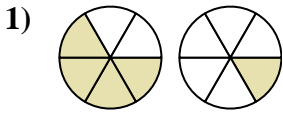
- A. $\frac{5}{8} < \frac{3}{8}$
- B. $\frac{3}{5} < \frac{5}{3}$
- C. $\frac{8}{5} > \frac{8}{3}$
- D. $\frac{5}{8} > \frac{3}{8}$

Risposte

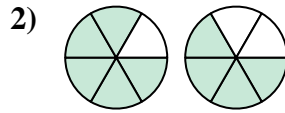
- 1. **A**
- 2. **D**
- 3. **B**
- 4. **D**
- 5. **D**
- 6. **B**
- 7. **C**
- 8. **D**
- 9. **D**



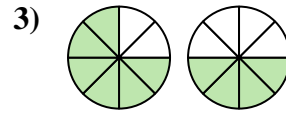
Determina quale lettera esprime correttamente la relazione tra i grafici.



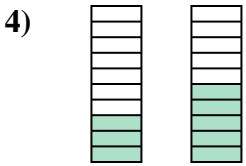
- A. $\frac{4}{2} < \frac{1}{5}$
- B. $\frac{2}{4} < \frac{5}{1}$
- C. $\frac{4}{6} > \frac{1}{6}$
- D. $\frac{4}{6} < \frac{1}{6}$



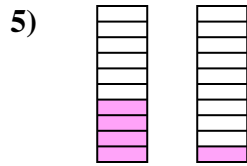
- A. $\frac{1}{5} < \frac{2}{4}$
- B. $\frac{5}{6} > \frac{4}{6}$
- C. $\frac{6}{5} > \frac{6}{4}$
- D. $\frac{1}{5} > \frac{2}{4}$



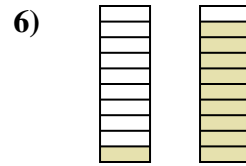
- A. $\frac{6}{8} < \frac{4}{8}$
- B. $\frac{2}{6} > \frac{4}{4}$
- C. $\frac{8}{6} > \frac{8}{4}$
- D. $\frac{6}{8} > \frac{4}{8}$



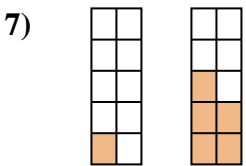
- A. $\frac{3}{10} < \frac{5}{10}$
- B. $\frac{3}{7} < \frac{5}{5}$
- C. $\frac{3}{10} > \frac{5}{10}$
- D. $\frac{7}{3} < \frac{5}{5}$



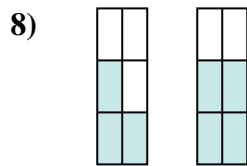
- A. $\frac{10}{4} > \frac{10}{1}$
- B. $\frac{4}{10} > \frac{1}{10}$
- C. $\frac{6}{4} > \frac{9}{1}$
- D. $\frac{4}{6} < \frac{1}{9}$



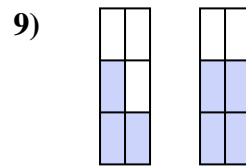
- A. $\frac{1}{9} < \frac{9}{1}$
- B. $\frac{9}{1} > \frac{1}{9}$
- C. $\frac{1}{10} < \frac{9}{10}$
- D. $\frac{1}{9} > \frac{9}{1}$



- A. $\frac{10}{1} > \frac{10}{5}$
- B. $\frac{1}{9} < \frac{5}{5}$
- C. $\frac{1}{9} > \frac{5}{5}$
- D. $\frac{1}{10} < \frac{5}{10}$



- A. $\frac{3}{3} > \frac{2}{4}$
- B. $\frac{3}{6} < \frac{4}{6}$
- C. $\frac{3}{3} < \frac{4}{2}$
- D. $\frac{6}{3} > \frac{6}{4}$



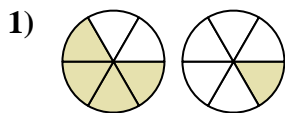
- A. $\frac{3}{3} > \frac{4}{2}$
- B. $\frac{3}{6} < \frac{4}{6}$
- C. $\frac{3}{6} > \frac{4}{6}$
- D. $\frac{3}{3} > \frac{2}{4}$

Risposte

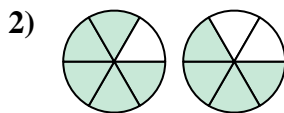
1. _____
2. _____
3. _____
4. _____
5. _____
6. _____
7. _____
8. _____
9. _____



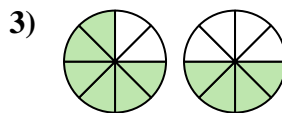
Determina quale lettera esprime correttamente la relazione tra i grafici.



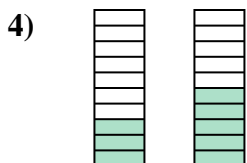
- A. $\frac{4}{2} < \frac{1}{5}$
 B. $\frac{2}{4} < \frac{5}{1}$
 C. $\frac{4}{6} > \frac{1}{6}$
 D. $\frac{4}{6} < \frac{1}{6}$



- A. $\frac{1}{5} < \frac{2}{4}$
 B. $\frac{5}{6} > \frac{4}{6}$
 C. $\frac{6}{5} > \frac{6}{4}$
 D. $\frac{1}{5} > \frac{2}{4}$



- A. $\frac{6}{8} < \frac{4}{8}$
 B. $\frac{2}{6} > \frac{4}{4}$
 C. $\frac{8}{6} > \frac{8}{4}$
 D. $\frac{6}{8} > \frac{4}{8}$



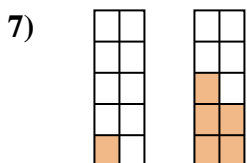
- A. $\frac{3}{10} < \frac{5}{10}$
 B. $\frac{3}{7} < \frac{5}{5}$
 C. $\frac{3}{10} > \frac{5}{10}$
 D. $\frac{7}{3} < \frac{5}{5}$



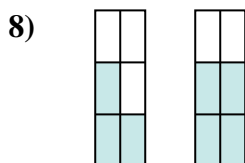
- A. $\frac{10}{4} > \frac{10}{1}$
 B. $\frac{4}{10} > \frac{1}{10}$
 C. $\frac{6}{4} > \frac{9}{1}$
 D. $\frac{4}{6} < \frac{1}{9}$



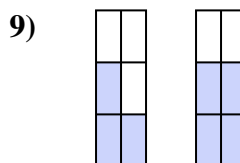
- A. $\frac{1}{9} < \frac{9}{1}$
 B. $\frac{9}{1} > \frac{1}{9}$
 C. $\frac{1}{10} < \frac{9}{10}$
 D. $\frac{1}{9} > \frac{9}{1}$



- A. $\frac{10}{1} > \frac{10}{5}$
 B. $\frac{1}{9} < \frac{5}{5}$
 C. $\frac{1}{9} > \frac{5}{5}$
 D. $\frac{1}{10} < \frac{5}{10}$



- A. $\frac{3}{3} > \frac{2}{4}$
 B. $\frac{3}{6} < \frac{4}{6}$
 C. $\frac{3}{3} < \frac{4}{2}$
 D. $\frac{6}{3} > \frac{6}{4}$

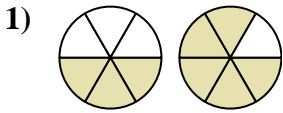


- A. $\frac{3}{3} > \frac{4}{2}$
 B. $\frac{3}{6} < \frac{4}{6}$
 C. $\frac{3}{6} > \frac{4}{6}$
 D. $\frac{3}{3} > \frac{2}{4}$

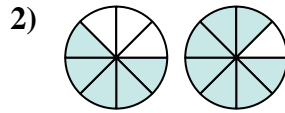
Risposte1. **C** 2. **B** 3. **D** 4. **A** 5. **B** 6. **C** 7. **D** 8. **B** 9. **B**



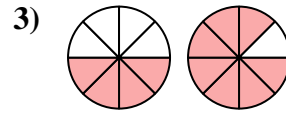
Determina quale lettera esprime correttamente la relazione tra i grafici.



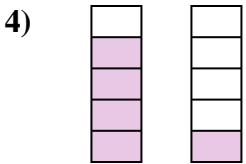
- A. $\frac{3}{3} > \frac{1}{5}$
- B. $\frac{3}{3} < \frac{1}{5}$
- C. $\frac{3}{6} > \frac{5}{6}$
- D. $\frac{3}{6} < \frac{5}{6}$



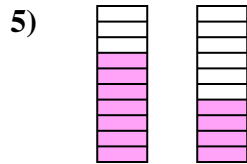
- A. $\frac{3}{5} < \frac{1}{7}$
- B. $\frac{8}{5} > \frac{8}{7}$
- C. $\frac{5}{8} > \frac{7}{8}$
- D. $\frac{5}{8} < \frac{7}{8}$



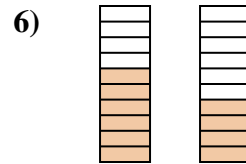
- A. $\frac{4}{4} > \frac{7}{1}$
- B. $\frac{4}{8} < \frac{7}{8}$
- C. $\frac{8}{4} > \frac{8}{7}$
- D. $\frac{4}{4} > \frac{1}{7}$



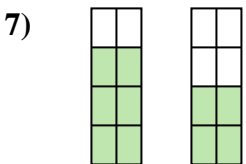
- A. $\frac{1}{4} < \frac{4}{1}$
- B. $\frac{4}{1} < \frac{1}{4}$
- C. $\frac{4}{1} > \frac{1}{4}$
- D. $\frac{4}{5} > \frac{1}{5}$



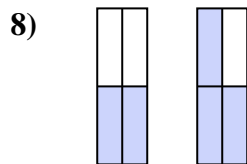
- A. $\frac{7}{10} > \frac{4}{10}$
- B. $\frac{7}{3} < \frac{4}{6}$
- C. $\frac{3}{7} < \frac{6}{4}$
- D. $\frac{3}{7} > \frac{6}{4}$



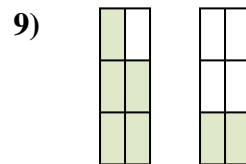
- A. $\frac{6}{4} > \frac{4}{6}$
- B. $\frac{4}{6} > \frac{6}{4}$
- C. $\frac{6}{4} < \frac{4}{6}$
- D. $\frac{6}{10} > \frac{4}{10}$



- A. $\frac{6}{8} > \frac{4}{8}$
- B. $\frac{8}{6} > \frac{8}{4}$
- C. $\frac{6}{8} < \frac{4}{8}$
- D. $\frac{2}{6} > \frac{4}{4}$



- A. $\frac{2}{4} > \frac{3}{4}$
- B. $\frac{2}{4} < \frac{3}{4}$
- C. $\frac{2}{2} > \frac{3}{1}$
- D. $\frac{4}{2} > \frac{4}{3}$



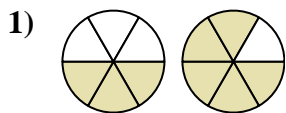
- A. $\frac{5}{1} > \frac{2}{4}$
- B. $\frac{5}{6} < \frac{2}{6}$
- C. $\frac{5}{6} > \frac{2}{6}$
- D. $\frac{1}{5} < \frac{4}{2}$

Risposte

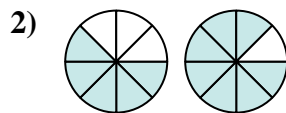
- 1. _____
- 2. _____
- 3. _____
- 4. _____
- 5. _____
- 6. _____
- 7. _____
- 8. _____
- 9. _____



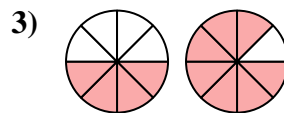
Determina quale lettera esprime correttamente la relazione tra i grafici.



- A. $\frac{3}{3} > \frac{1}{5}$
 B. $\frac{3}{3} < \frac{1}{5}$
 C. $\frac{3}{6} > \frac{5}{6}$
 D. $\frac{3}{6} < \frac{5}{6}$



- A. $\frac{3}{5} < \frac{1}{7}$
 B. $\frac{8}{5} > \frac{8}{7}$
 C. $\frac{5}{8} > \frac{7}{8}$
 D. $\frac{5}{8} < \frac{7}{8}$



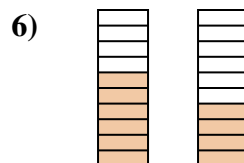
- A. $\frac{4}{4} > \frac{7}{1}$
 B. $\frac{4}{8} < \frac{7}{8}$
 C. $\frac{8}{4} > \frac{8}{7}$
 D. $\frac{4}{4} > \frac{1}{7}$



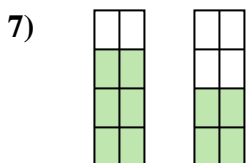
- A. $\frac{1}{4} < \frac{4}{1}$
 B. $\frac{4}{1} < \frac{1}{4}$
 C. $\frac{4}{1} > \frac{1}{4}$
 D. $\frac{4}{5} > \frac{1}{5}$



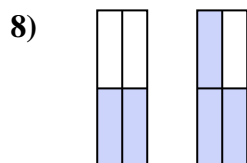
- A. $\frac{7}{10} > \frac{4}{10}$
 B. $\frac{7}{3} < \frac{4}{6}$
 C. $\frac{3}{7} < \frac{6}{4}$
 D. $\frac{3}{7} > \frac{6}{4}$



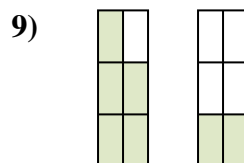
- A. $\frac{6}{4} > \frac{4}{6}$
 B. $\frac{4}{6} > \frac{6}{4}$
 C. $\frac{6}{4} < \frac{4}{6}$
 D. $\frac{6}{10} > \frac{4}{10}$



- A. $\frac{6}{8} > \frac{4}{8}$
 B. $\frac{8}{6} > \frac{8}{4}$
 C. $\frac{6}{8} < \frac{4}{8}$
 D. $\frac{2}{6} > \frac{4}{4}$



- A. $\frac{2}{4} > \frac{3}{4}$
 B. $\frac{2}{4} < \frac{3}{4}$
 C. $\frac{2}{2} > \frac{3}{1}$
 D. $\frac{4}{2} > \frac{4}{3}$

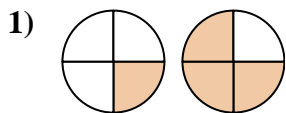


- A. $\frac{5}{1} > \frac{2}{4}$
 B. $\frac{5}{6} < \frac{2}{6}$
 C. $\frac{5}{6} > \frac{2}{6}$
 D. $\frac{1}{5} < \frac{4}{2}$

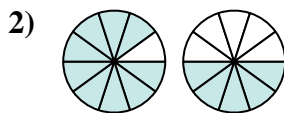
Risposte1. **D**2. **D**3. **B**4. **D**5. **A**6. **D**7. **A**8. **B**9. **C**



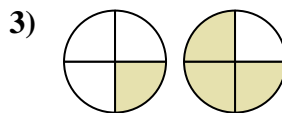
Determina quale lettera esprime correttamente la relazione tra i grafici.



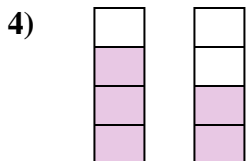
- A. $\frac{1}{3} > \frac{3}{1}$
- B. $\frac{1}{4} < \frac{3}{4}$
- C. $\frac{3}{1} > \frac{1}{3}$
- D. $\frac{3}{1} < \frac{1}{3}$



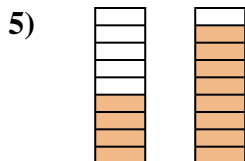
- A. $\frac{9}{1} > \frac{5}{5}$
- B. $\frac{9}{10} > \frac{5}{10}$
- C. $\frac{9}{1} < \frac{5}{5}$
- D. $\frac{1}{9} > \frac{5}{5}$



- A. $\frac{1}{4} < \frac{3}{4}$
- B. $\frac{4}{1} > \frac{4}{3}$
- C. $\frac{3}{1} > \frac{1}{3}$
- D. $\frac{1}{4} > \frac{3}{4}$



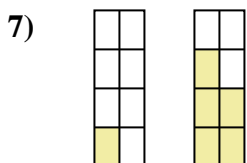
- A. $\frac{1}{3} > \frac{2}{2}$
- B. $\frac{4}{3} > \frac{4}{2}$
- C. $\frac{3}{4} < \frac{2}{4}$
- D. $\frac{3}{4} > \frac{2}{4}$



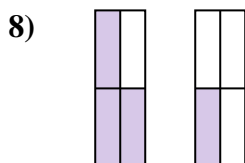
- A. $\frac{9}{4} > \frac{9}{8}$
- B. $\frac{5}{4} < \frac{1}{8}$
- C. $\frac{4}{9} < \frac{8}{9}$
- D. $\frac{4}{5} < \frac{8}{1}$



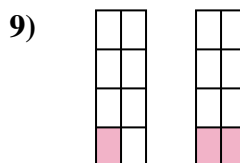
- A. $\frac{6}{3} < \frac{2}{7}$
- B. $\frac{6}{9} > \frac{2}{9}$
- C. $\frac{3}{6} > \frac{7}{2}$
- D. $\frac{3}{6} < \frac{7}{2}$



- A. $\frac{1}{7} > \frac{5}{3}$
- B. $\frac{1}{7} < \frac{5}{3}$
- C. $\frac{1}{8} < \frac{5}{8}$
- D. $\frac{1}{8} > \frac{5}{8}$



- A. $\frac{3}{1} > \frac{1}{3}$
- B. $\frac{3}{4} > \frac{1}{4}$
- C. $\frac{3}{4} < \frac{1}{4}$
- D. $\frac{4}{3} > \frac{4}{1}$



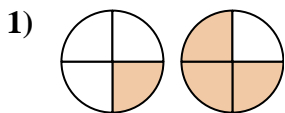
- A. $\frac{7}{1} > \frac{6}{2}$
- B. $\frac{7}{1} < \frac{6}{2}$
- C. $\frac{1}{8} > \frac{2}{8}$
- D. $\frac{1}{8} < \frac{2}{8}$

Risposte

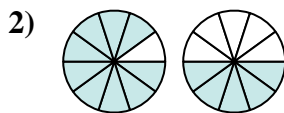
- 1. _____
- 2. _____
- 3. _____
- 4. _____
- 5. _____
- 6. _____
- 7. _____
- 8. _____
- 9. _____



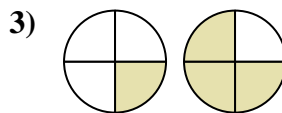
Determina quale lettera esprime correttamente la relazione tra i grafici.



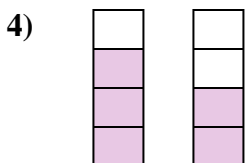
- A. $\frac{1}{3} > \frac{3}{1}$
 B. $\frac{1}{4} < \frac{3}{4}$
 C. $\frac{3}{1} > \frac{1}{3}$
 D. $\frac{3}{1} < \frac{1}{3}$



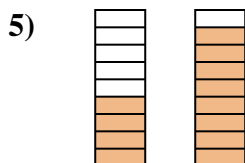
- A. $\frac{9}{1} > \frac{5}{5}$
 B. $\frac{9}{10} > \frac{5}{10}$
 C. $\frac{9}{1} < \frac{5}{5}$
 D. $\frac{1}{9} > \frac{5}{5}$



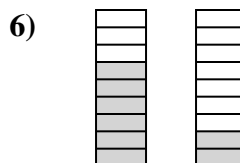
- A. $\frac{1}{4} < \frac{3}{4}$
 B. $\frac{4}{1} > \frac{4}{3}$
 C. $\frac{3}{1} > \frac{1}{3}$
 D. $\frac{1}{4} > \frac{3}{4}$



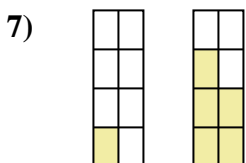
- A. $\frac{1}{3} > \frac{2}{2}$
 B. $\frac{4}{3} > \frac{4}{2}$
 C. $\frac{3}{4} < \frac{2}{4}$
 D. $\frac{3}{4} > \frac{2}{4}$



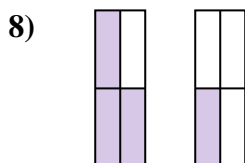
- A. $\frac{9}{4} > \frac{9}{8}$
 B. $\frac{5}{4} < \frac{1}{8}$
 C. $\frac{4}{9} < \frac{8}{9}$
 D. $\frac{4}{5} < \frac{8}{1}$



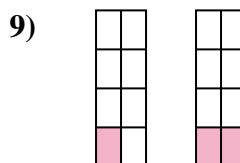
- A. $\frac{6}{3} < \frac{2}{7}$
 B. $\frac{6}{9} > \frac{2}{9}$
 C. $\frac{3}{6} > \frac{7}{2}$
 D. $\frac{3}{6} < \frac{7}{2}$



- A. $\frac{1}{7} > \frac{5}{3}$
 B. $\frac{1}{7} < \frac{5}{3}$
 C. $\frac{1}{8} < \frac{5}{8}$
 D. $\frac{1}{8} > \frac{5}{8}$



- A. $\frac{3}{1} > \frac{1}{3}$
 B. $\frac{3}{4} > \frac{1}{4}$
 C. $\frac{3}{4} < \frac{1}{4}$
 D. $\frac{4}{3} > \frac{4}{1}$

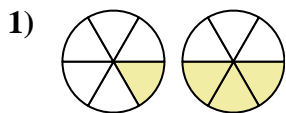


- A. $\frac{7}{1} > \frac{6}{2}$
 B. $\frac{7}{1} < \frac{6}{2}$
 C. $\frac{1}{8} > \frac{2}{8}$
 D. $\frac{1}{8} < \frac{2}{8}$

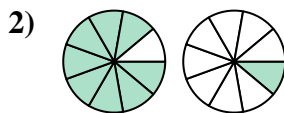
Risposte1. **B**2. **B**3. **A**4. **D**5. **C**6. **B**7. **C**8. **B**9. **D**



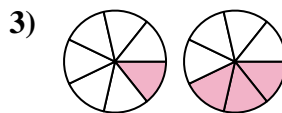
Determina quale lettera esprime correttamente la relazione tra i grafici.



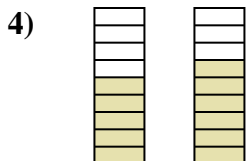
- A. $\frac{1}{6} < \frac{3}{6}$
- B. $\frac{5}{1} > \frac{3}{3}$
- C. $\frac{1}{6} > \frac{3}{6}$
- D. $\frac{5}{1} < \frac{3}{3}$



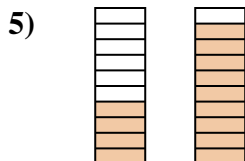
- A. $\frac{8}{1} < \frac{1}{8}$
- B. $\frac{1}{8} > \frac{8}{1}$
- C. $\frac{9}{8} > \frac{9}{1}$
- D. $\frac{8}{9} > \frac{1}{9}$



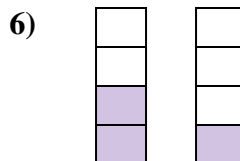
- A. $\frac{1}{7} > \frac{3}{7}$
- B. $\frac{1}{7} < \frac{3}{7}$
- C. $\frac{6}{1} < \frac{4}{3}$
- D. $\frac{1}{6} < \frac{3}{4}$



- A. $\frac{5}{9} < \frac{6}{9}$
- B. $\frac{9}{5} > \frac{9}{6}$
- C. $\frac{4}{5} < \frac{3}{6}$
- D. $\frac{4}{5} > \frac{3}{6}$



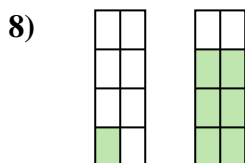
- A. $\frac{6}{4} < \frac{1}{9}$
- B. $\frac{4}{10} < \frac{9}{10}$
- C. $\frac{4}{6} < \frac{9}{1}$
- D. $\frac{6}{4} > \frac{1}{9}$



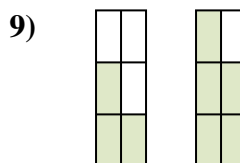
- A. $\frac{2}{4} > \frac{1}{4}$
- B. $\frac{2}{2} < \frac{3}{1}$
- C. $\frac{2}{2} > \frac{1}{3}$
- D. $\frac{2}{2} > \frac{3}{1}$



- A. $\frac{10}{7} > \frac{10}{1}$
- B. $\frac{7}{10} > \frac{1}{10}$
- C. $\frac{3}{7} > \frac{9}{1}$
- D. $\frac{7}{3} < \frac{1}{9}$



- A. $\frac{8}{1} > \frac{8}{6}$
- B. $\frac{7}{1} < \frac{2}{6}$
- C. $\frac{1}{8} < \frac{6}{8}$
- D. $\frac{1}{7} > \frac{6}{2}$



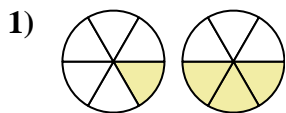
- A. $\frac{3}{3} > \frac{1}{5}$
- B. $\frac{3}{6} > \frac{5}{6}$
- C. $\frac{3}{3} > \frac{5}{1}$
- D. $\frac{3}{6} < \frac{5}{6}$

Risposte

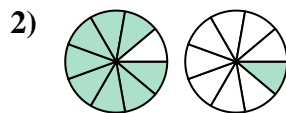
- 1. _____
- 2. _____
- 3. _____
- 4. _____
- 5. _____
- 6. _____
- 7. _____
- 8. _____
- 9. _____



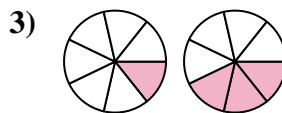
Determina quale lettera esprime correttamente la relazione tra i grafici.



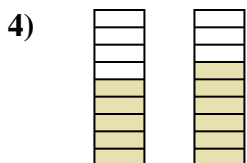
- A. $\frac{1}{6} < \frac{3}{6}$
 B. $\frac{5}{1} > \frac{3}{3}$
 C. $\frac{1}{6} > \frac{3}{6}$
 D. $\frac{5}{1} < \frac{3}{3}$



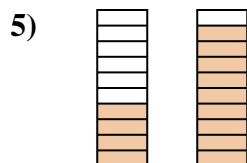
- A. $\frac{8}{1} < \frac{1}{8}$
 B. $\frac{1}{8} > \frac{8}{1}$
 C. $\frac{9}{8} > \frac{9}{1}$
 D. $\frac{8}{9} > \frac{1}{9}$



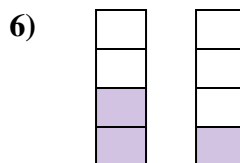
- A. $\frac{1}{7} > \frac{3}{7}$
 B. $\frac{1}{7} < \frac{3}{7}$
 C. $\frac{6}{1} < \frac{4}{3}$
 D. $\frac{1}{6} < \frac{3}{4}$



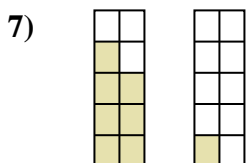
- A. $\frac{5}{9} < \frac{6}{9}$
 B. $\frac{9}{5} > \frac{9}{6}$
 C. $\frac{4}{5} < \frac{3}{6}$
 D. $\frac{4}{5} > \frac{3}{6}$



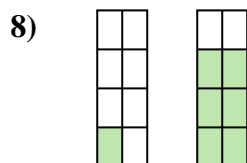
- A. $\frac{6}{4} < \frac{1}{9}$
 B. $\frac{4}{10} < \frac{9}{10}$
 C. $\frac{4}{6} < \frac{9}{1}$
 D. $\frac{6}{4} > \frac{1}{9}$



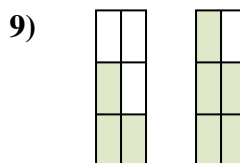
- A. $\frac{2}{4} > \frac{1}{4}$
 B. $\frac{2}{2} < \frac{3}{1}$
 C. $\frac{2}{2} > \frac{1}{3}$
 D. $\frac{2}{2} > \frac{3}{1}$



- A. $\frac{10}{7} > \frac{10}{1}$
 B. $\frac{7}{10} > \frac{1}{10}$
 C. $\frac{3}{7} > \frac{9}{1}$
 D. $\frac{7}{3} < \frac{1}{9}$



- A. $\frac{8}{1} > \frac{8}{6}$
 B. $\frac{7}{1} < \frac{2}{6}$
 C. $\frac{1}{8} < \frac{6}{8}$
 D. $\frac{1}{7} > \frac{6}{2}$



- A. $\frac{3}{3} > \frac{1}{5}$
 B. $\frac{3}{6} > \frac{5}{6}$
 C. $\frac{3}{3} > \frac{5}{1}$
 D. $\frac{3}{6} < \frac{5}{6}$

Risposte1. **A**2. **D**3. **B**4. **A**5. **B**6. **A**7. **B**8. **C**9. **D**