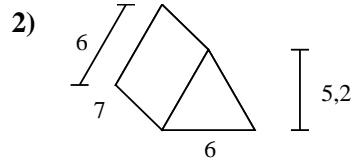
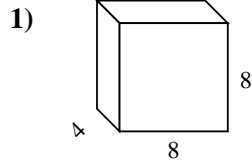
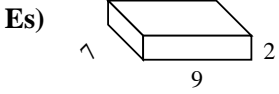




Calcola la superficie di ogni figura.



**Risposte**

Es. 190 cm<sup>2</sup>

1. \_\_\_\_\_

2. \_\_\_\_\_

3. \_\_\_\_\_

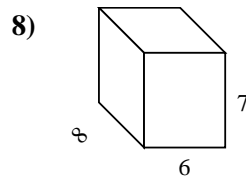
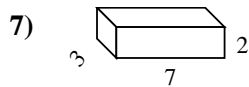
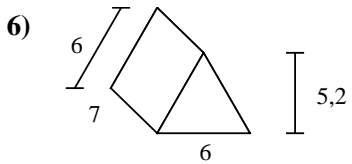
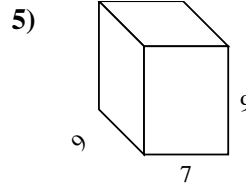
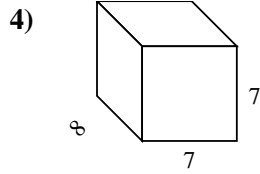
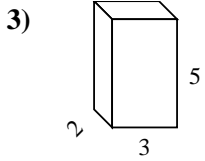
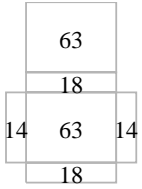
4. \_\_\_\_\_

5. \_\_\_\_\_

6. \_\_\_\_\_

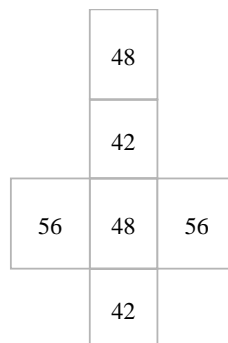
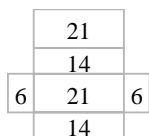
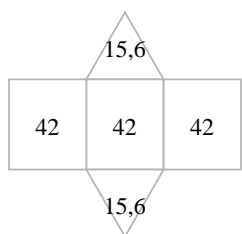
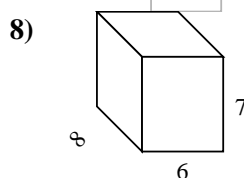
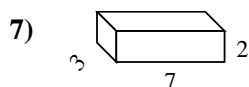
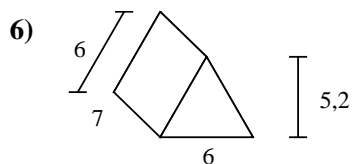
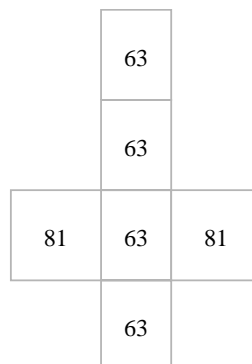
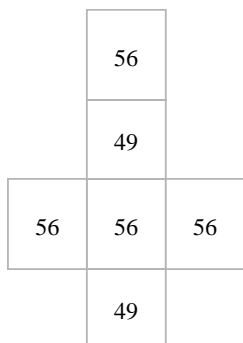
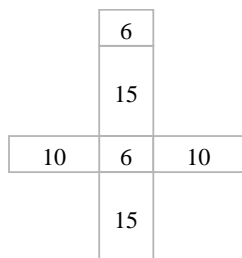
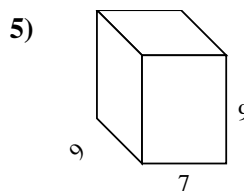
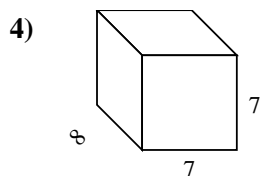
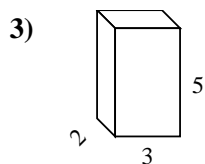
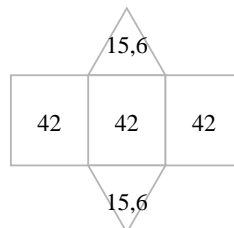
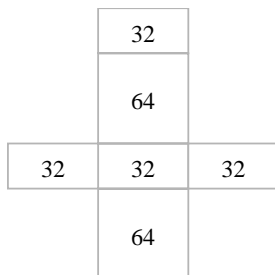
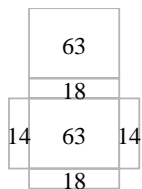
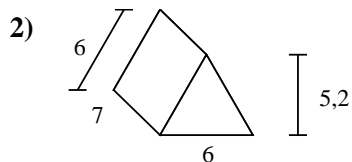
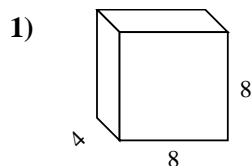
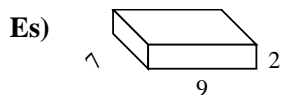
7. \_\_\_\_\_

8. \_\_\_\_\_





Calcola la superficie di ogni figura.



**Risposte**

Es. 190 cm<sup>2</sup>

1. 256 cm<sup>2</sup>

2. 157,2 cm<sup>2</sup>

3. 62 cm<sup>2</sup>

4. 322 cm<sup>2</sup>

5. 414 cm<sup>2</sup>

6. 157,2 cm<sup>2</sup>

7. 82 cm<sup>2</sup>

8. 292 cm<sup>2</sup>