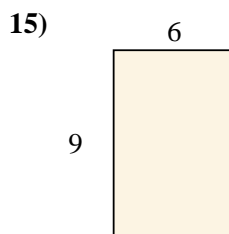
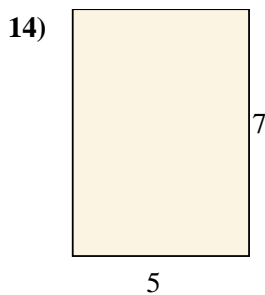
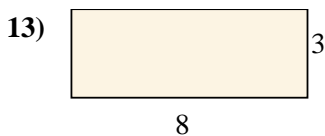
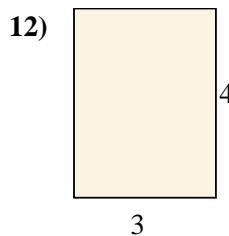
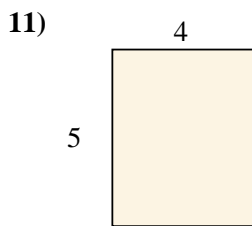

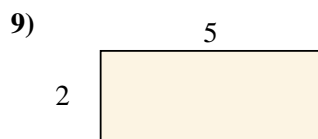
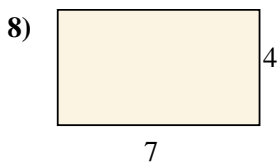
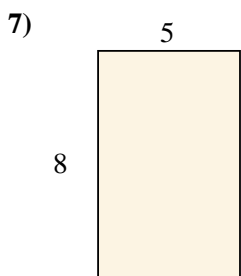
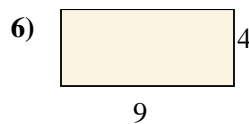
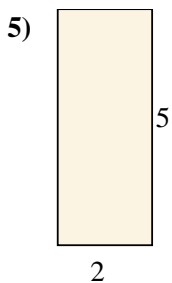
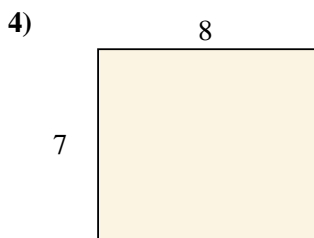
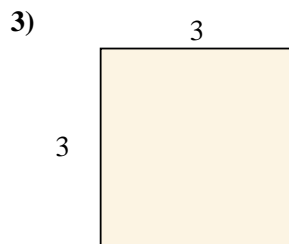
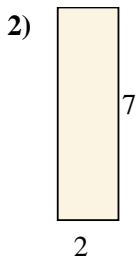
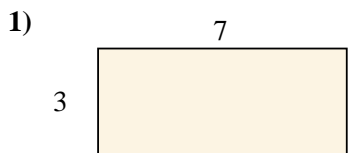




Trova l'area dei seguenti rettangoli.

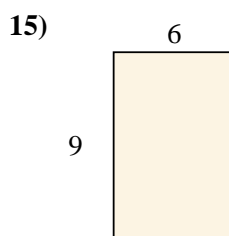
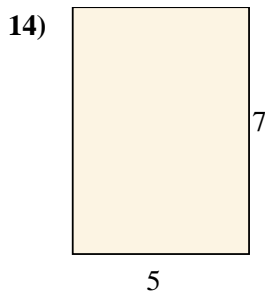
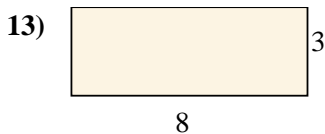
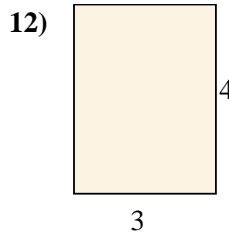
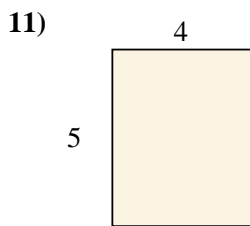

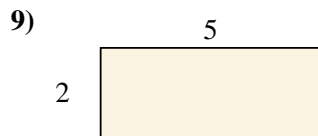
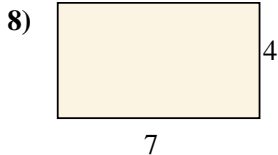
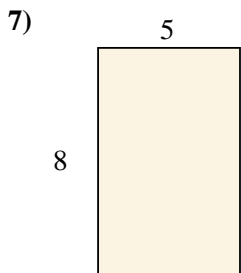
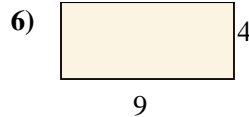
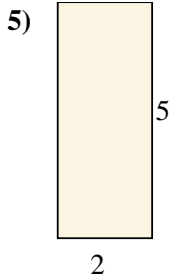
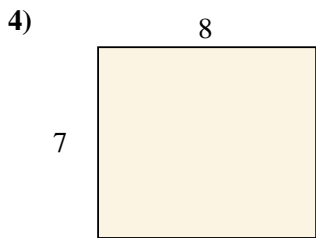
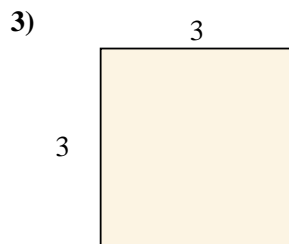

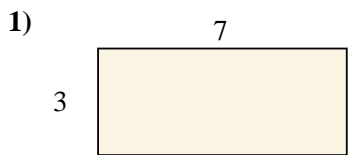


Risposte

- 1. _____
- 2. _____
- 3. _____
- 4. _____
- 5. _____
- 6. _____
- 7. _____
- 8. _____
- 9. _____
- 10. _____
- 11. _____
- 12. _____
- 13. _____
- 14. _____
- 15. _____



Trova l'area dei seguenti rettangoli.



Risposte

1. 21 cm²

2. 14 cm²

3. 9 cm²

4. 56 cm²

5. 10 cm²

6. 36 cm²

7. 40 cm²

8. 28 cm²

9. 10 cm²

10. 14 cm²

11. 20 cm²

12. 12 cm²

13. 24 cm²

14. 35 cm²

15. 54 cm²