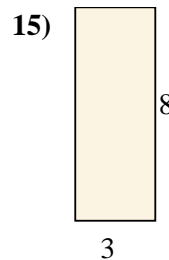
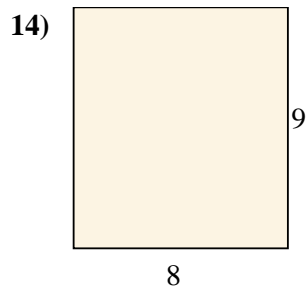

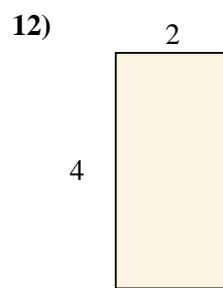
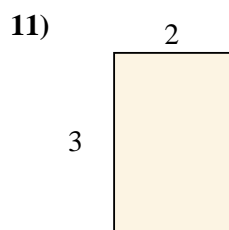
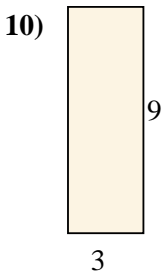
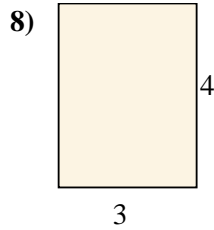
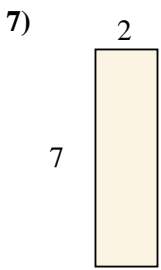
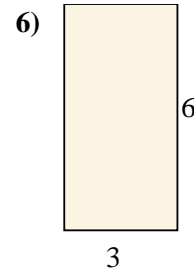
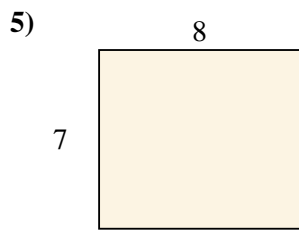
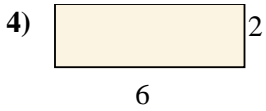
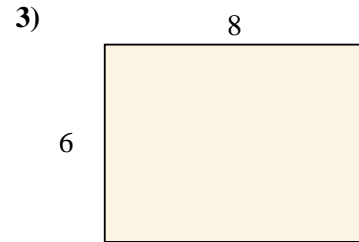
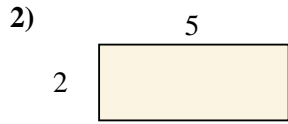
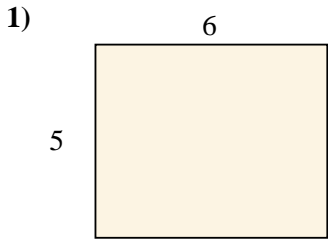




Trova l'area dei seguenti rettangoli.

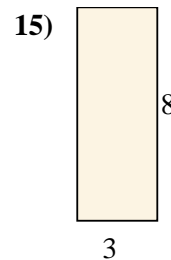
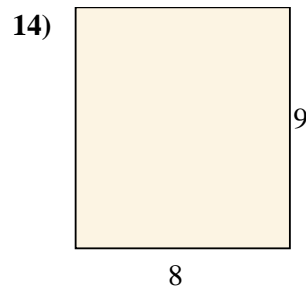

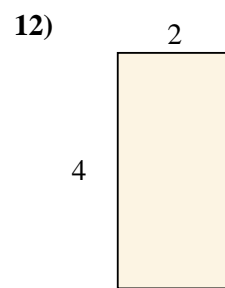
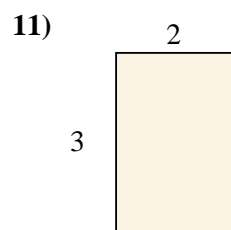
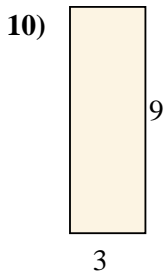
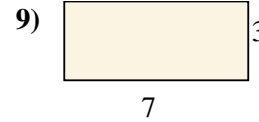
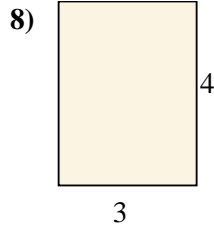
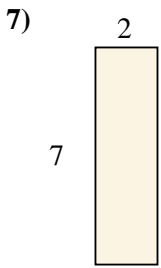
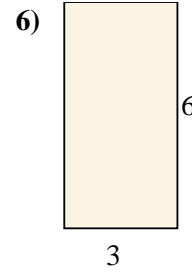
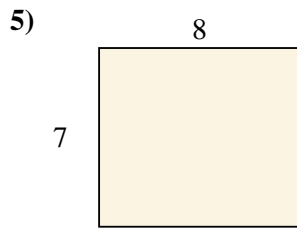
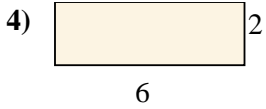
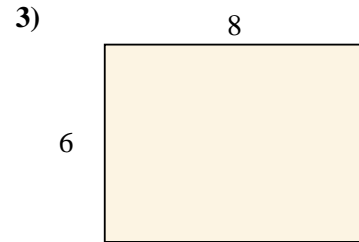
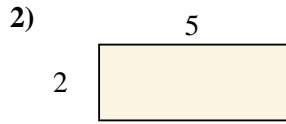
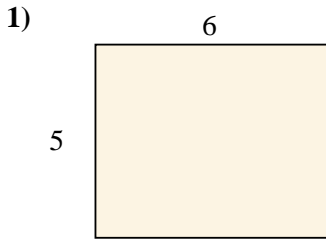


Risposte

1. _____
2. _____
3. _____
4. _____
5. _____
6. _____
7. _____
8. _____
9. _____
10. _____
11. _____
12. _____
13. _____
14. _____
15. _____



Trova l'area dei seguenti rettangoli.

**Risposte**1. 30 cm²2. 10 cm²3. 48 cm²4. 12 cm²5. 56 cm²6. 18 cm²7. 14 cm²8. 12 cm²9. 21 cm²10. 27 cm²11. 6 cm²12. 8 cm²13. 9 cm²14. 72 cm²15. 24 cm²