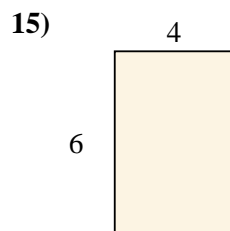

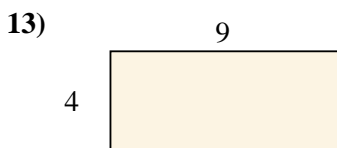
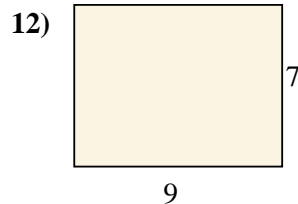
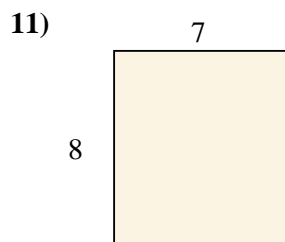
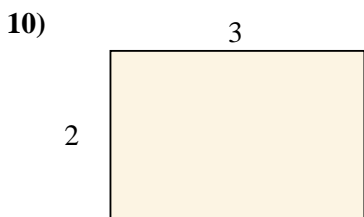
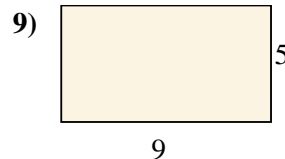
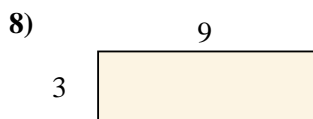
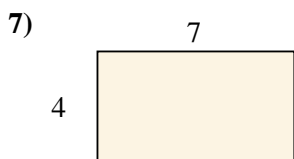
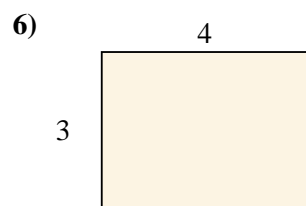
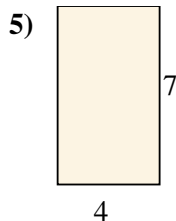
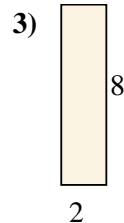
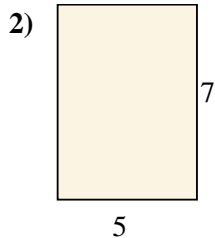
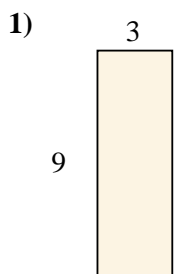




Trova l'area dei seguenti rettangoli.



Risposte

1. _____

2. _____

3. _____

4. _____

5. _____

6. _____

7. _____

8. _____

9. _____

10. _____

11. _____

12. _____

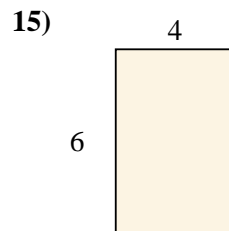
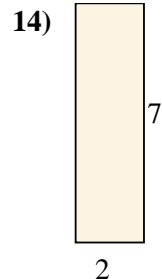
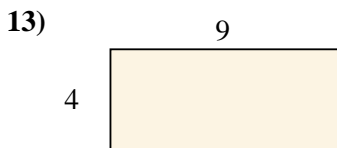
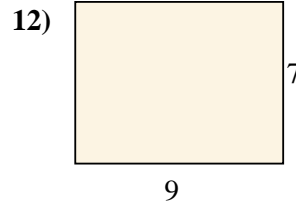
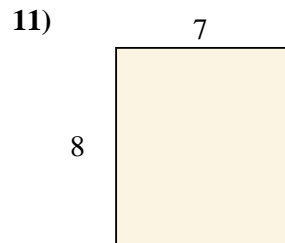
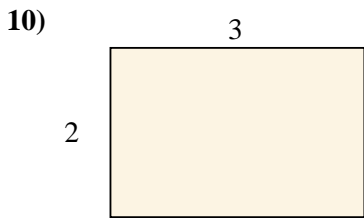
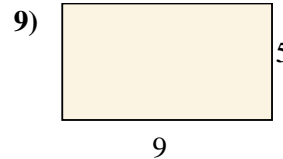
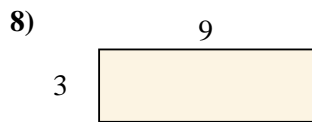
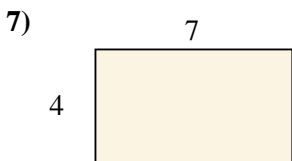
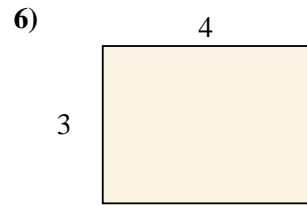
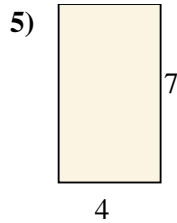
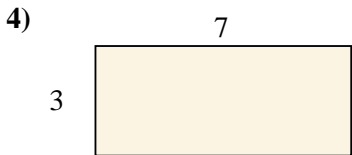
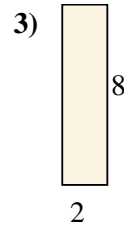
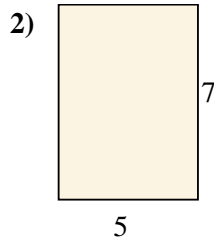
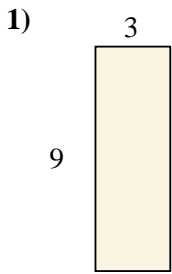
13. _____

14. _____

15. _____



Trova l'area dei seguenti rettangoli.

**Risposte**1. 27 cm²2. 35 cm²3. 16 cm²4. 21 cm²5. 28 cm²6. 12 cm²7. 28 cm²8. 27 cm²9. 45 cm²10. 6 cm²11. 56 cm²12. 63 cm²13. 36 cm²14. 14 cm²15. 24 cm²