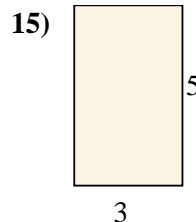
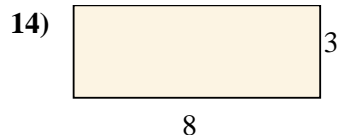

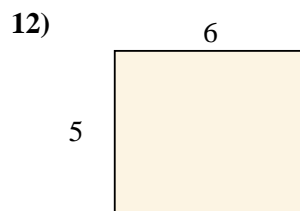
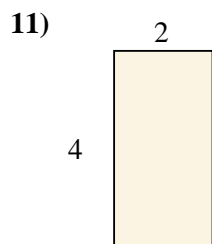
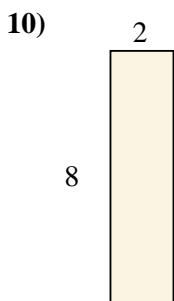
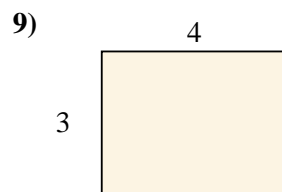
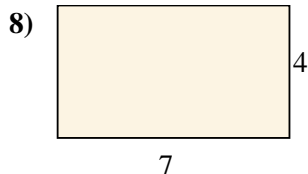
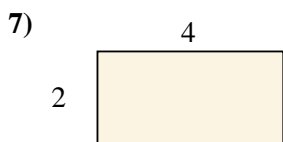
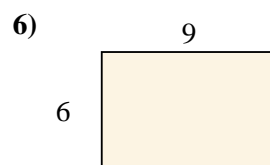
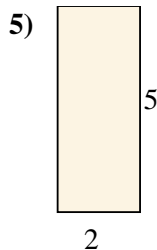
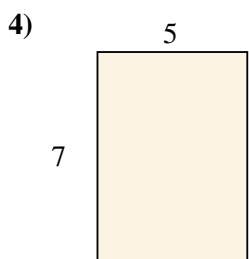
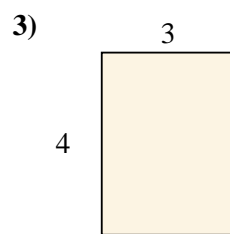
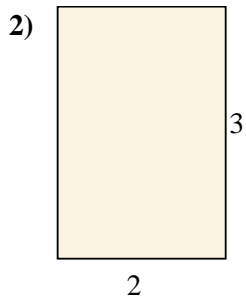
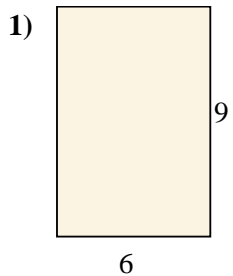




Trova l'area dei seguenti rettangoli.

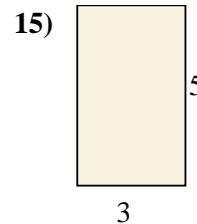
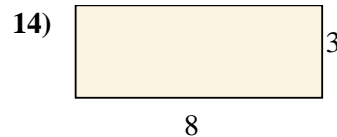

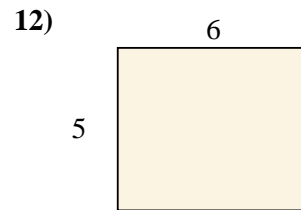
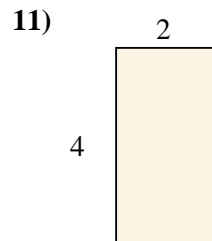
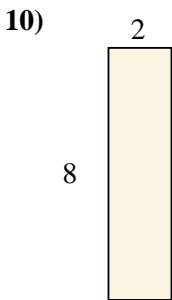
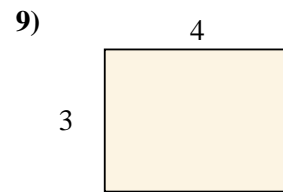
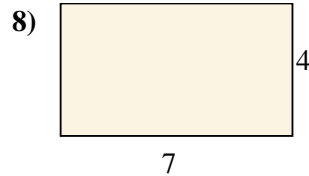
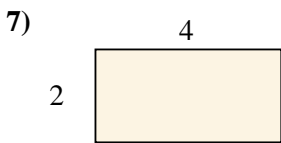
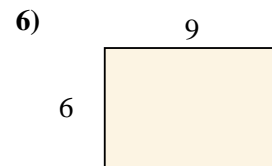

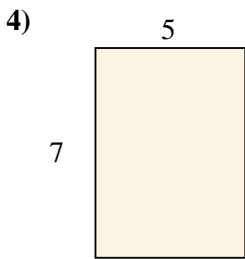
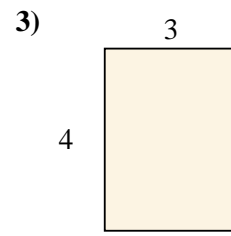
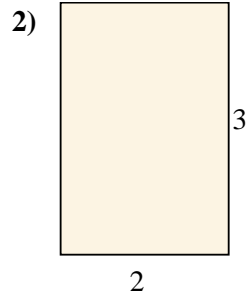
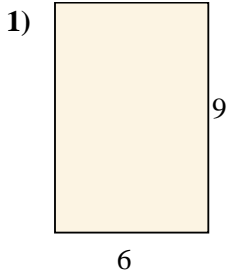


Risposte

- 1. _____
- 2. _____
- 3. _____
- 4. _____
- 5. _____
- 6. _____
- 7. _____
- 8. _____
- 9. _____
- 10. _____
- 11. _____
- 12. _____
- 13. _____
- 14. _____
- 15. _____



Trova l'area dei seguenti rettangoli.

**Risposte**1. 54 cm²2. 6 cm²3. 12 cm²4. 35 cm²5. 10 cm²6. 54 cm²7. 8 cm²8. 28 cm²9. 12 cm²10. 16 cm²11. 8 cm²12. 30 cm²13. 18 cm²14. 24 cm²15. 15 cm²