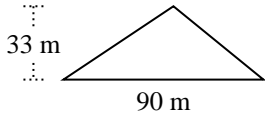


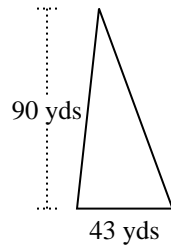


Trova l'area di ciascun traingoli. Le dimensioni non sono in scala.

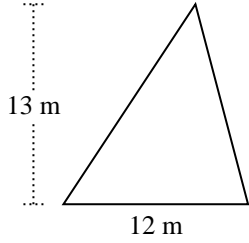
1)



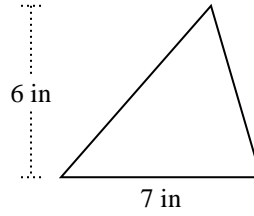
2)



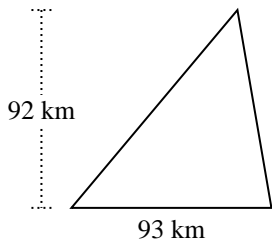
3)



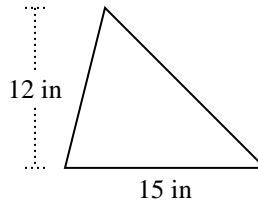
4)



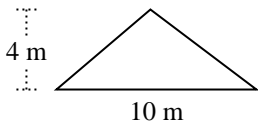
5)



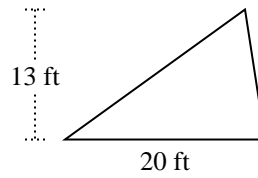
6)



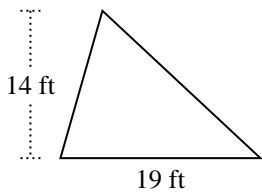
7)



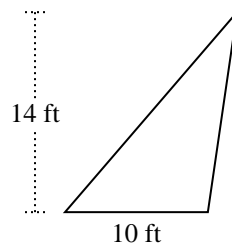
8)



9)



10)



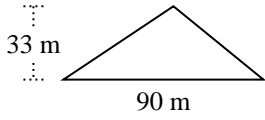
Risposte

1. _____
2. _____
3. _____
4. _____
5. _____
6. _____
7. _____
8. _____
9. _____
10. _____

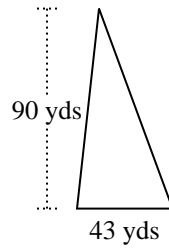


Trova l'area di ciascun traingoli. Le dimensioni non sono in scala.

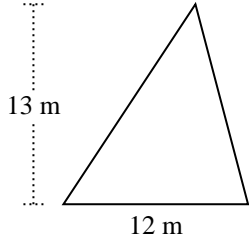
1)



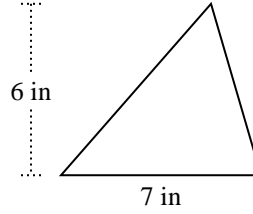
2)



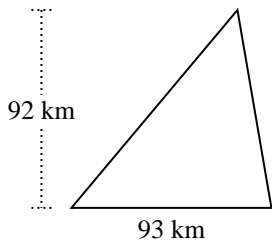
3)



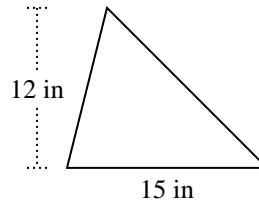
4)



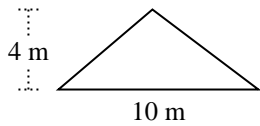
5)



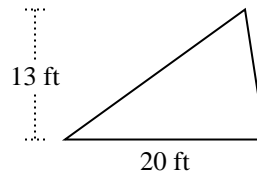
6)



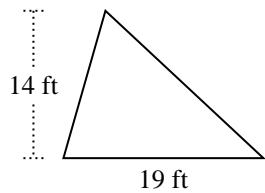
7)



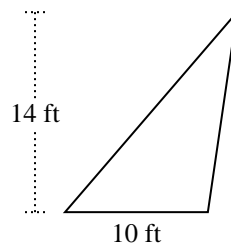
8)



9)



10)

**Risposte**

1. 1.485 m²
2. 1.935 yds²
3. 78 m²
4. 21 in²
5. 4.278 km²
6. 90 in²
7. 20 m²
8. 130 ft²
9. 133 ft²
10. 70 ft²



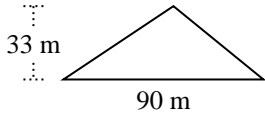
Trova l'area di ciascun traingoli. Le dimensioni non sono in scala.

Risposte

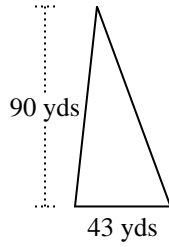
70	90	78	130
21	1.935	4.278	20
1.485	133		

1. _____
2. _____
3. _____
4. _____
5. _____
6. _____
7. _____
8. _____
9. _____
10. _____

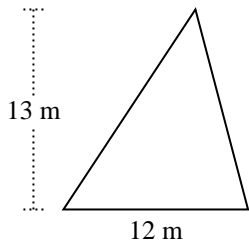
1)



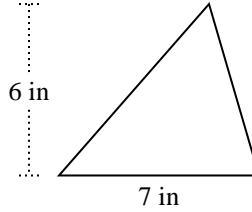
2)



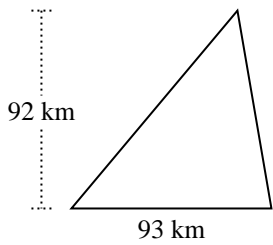
3)



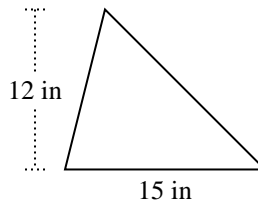
4)



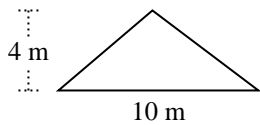
5)



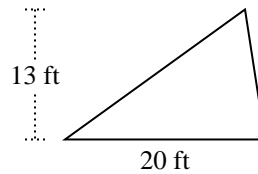
6)



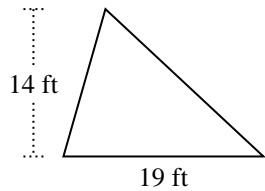
7)



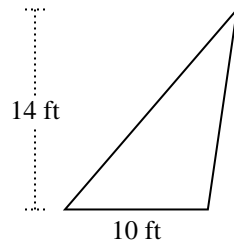
8)



9)

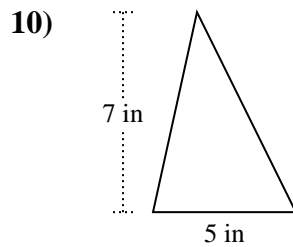
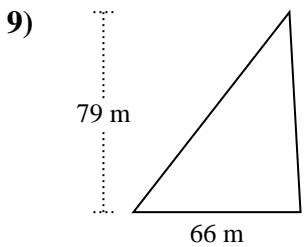
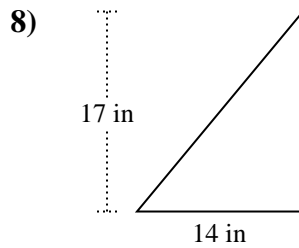
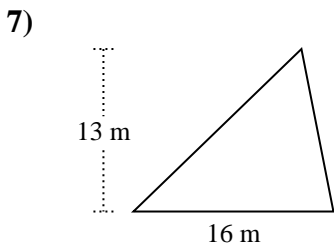
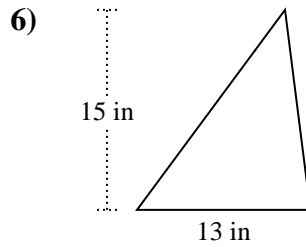
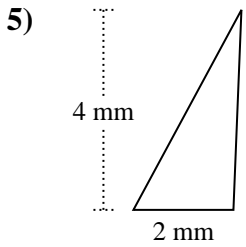
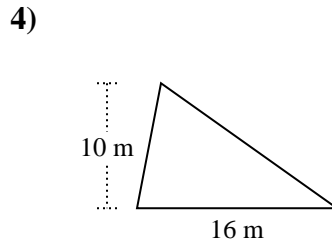
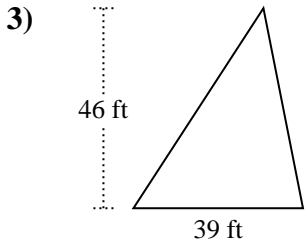
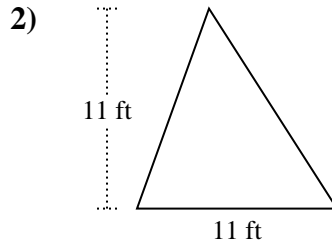
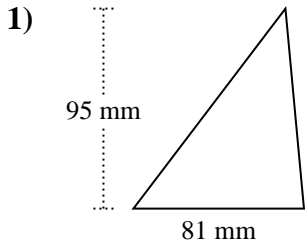


10)





Trova l'area di ciascun traingoli. Le dimensioni non sono in scala.

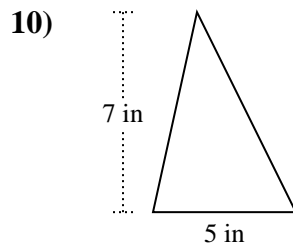
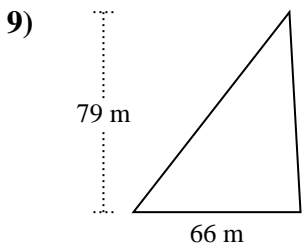
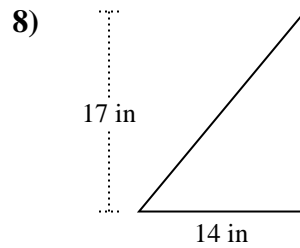
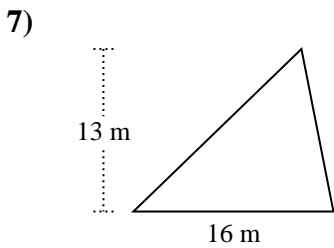
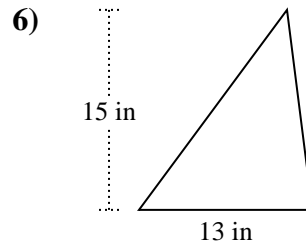
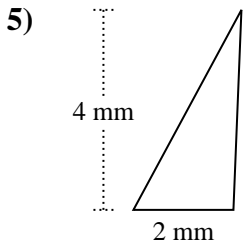
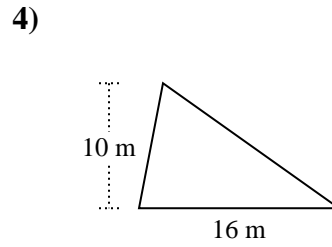
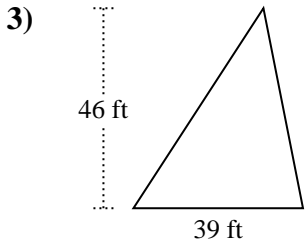
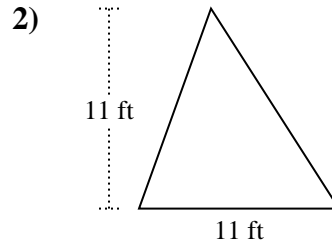
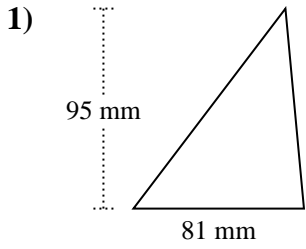


Risposte

- 1. _____
- 2. _____
- 3. _____
- 4. _____
- 5. _____
- 6. _____
- 7. _____
- 8. _____
- 9. _____
- 10. _____



Trova l'area di ciascun traingoli. Le dimensioni non sono in scala.

**Risposte**

1. 3.847,5 mm²
2. 60,5 ft²
3. 897 ft²
4. 80 m²
5. 4 mm²
6. 97,5 in²
7. 104 m²
8. 119 in²
9. 2.607 m²
10. 17,5 in²

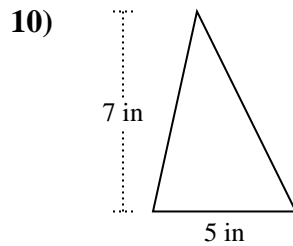
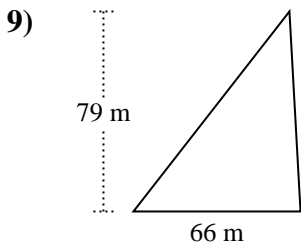
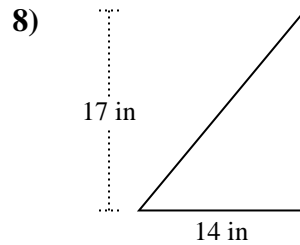
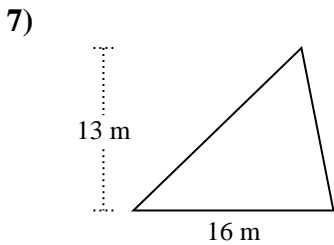
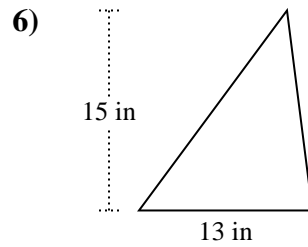
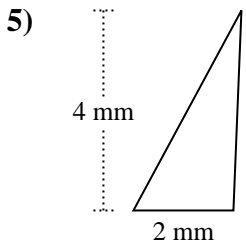
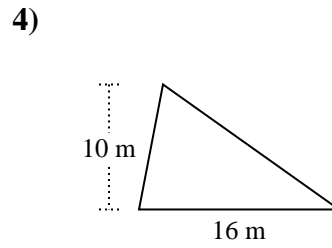
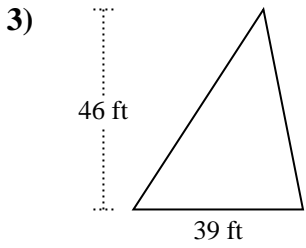
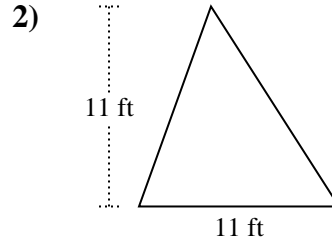
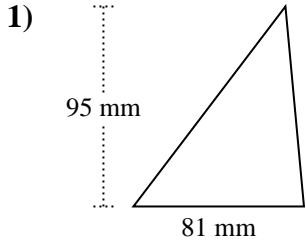


Trova l'area di ciascun traingoli. Le dimensioni non sono in scala.

Risposte

60,5	119	2.607	4
104	97,5	3.847,5	897
80	17,5		

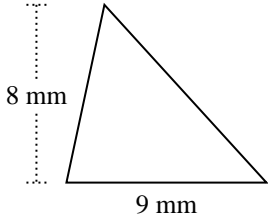
1. _____
2. _____
3. _____
4. _____
5. _____
6. _____
7. _____
8. _____
9. _____
10. _____



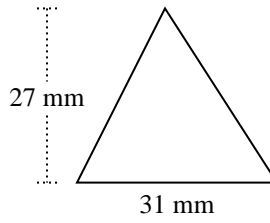


Trova l'area di ciascun traingoli. Le dimensioni non sono in scala.

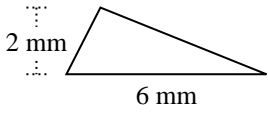
1)



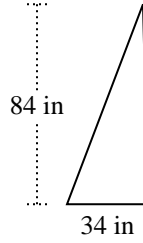
2)



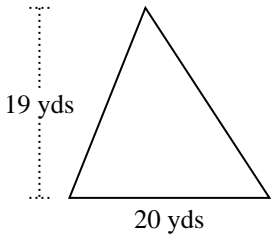
3)



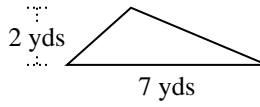
4)



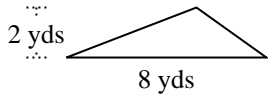
5)



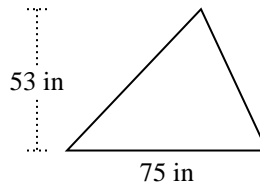
6)



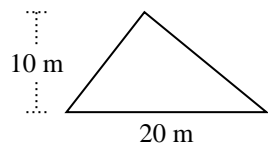
7)



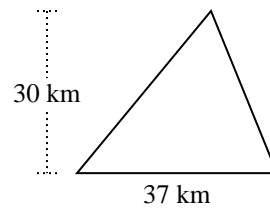
8)



9)



10)



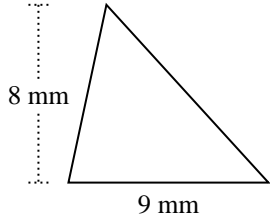
Risposte

1. _____
2. _____
3. _____
4. _____
5. _____
6. _____
7. _____
8. _____
9. _____
10. _____

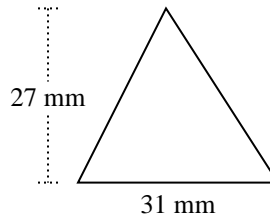


Trova l'area di ciascun traingoli. Le dimensioni non sono in scala.

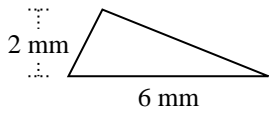
1)



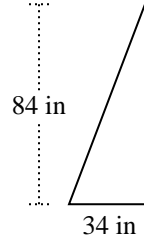
2)



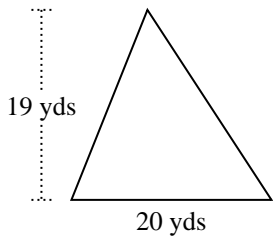
3)



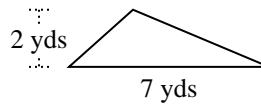
4)



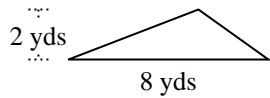
5)



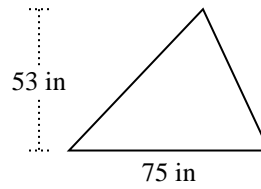
6)



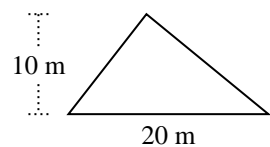
7)



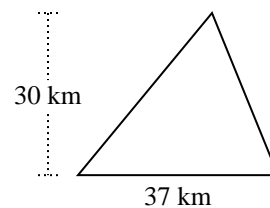
8)



9)



10)

**Risposte**

1. **36 mm²**

2. **418,5 mm²**

3. **6 mm²**

4. **1.428 in²**

5. **190 yds²**

6. **7 yds²**

7. **8 yds²**

8. **1.987,5 in²**

9. **100 m²**

10. **555 km²**

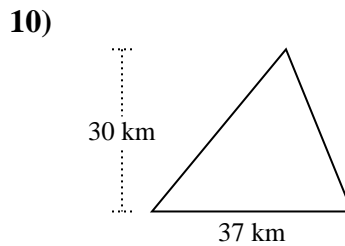
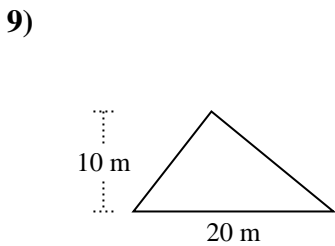
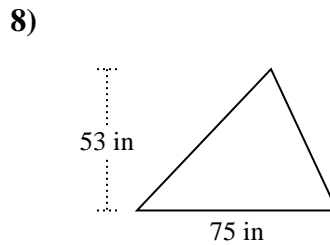
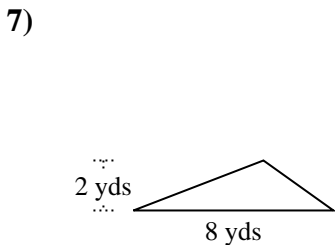
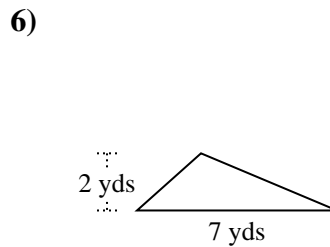
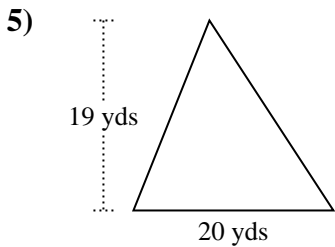
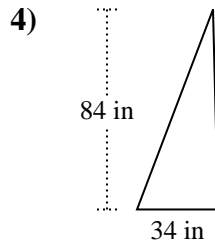
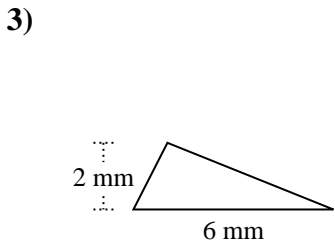
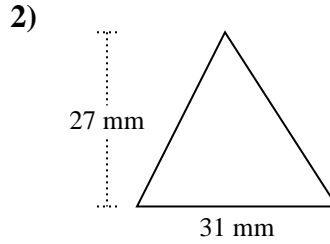
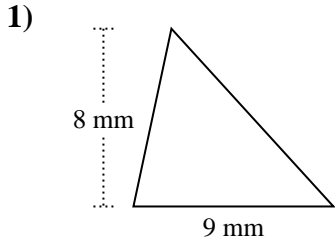


Trova l'area di ciascun traingoli. Le dimensioni non sono in scala.

Risposte

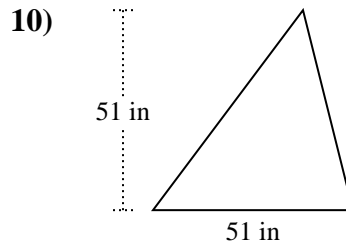
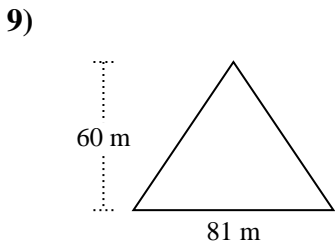
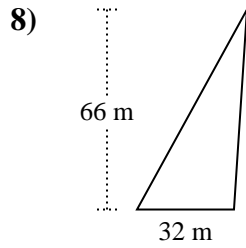
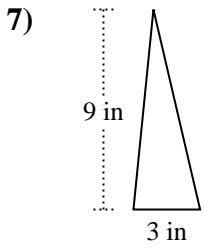
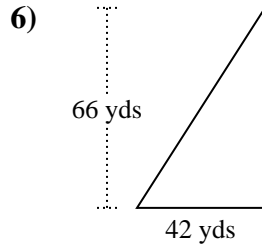
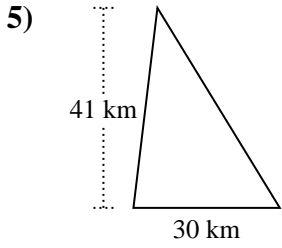
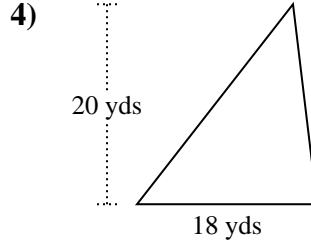
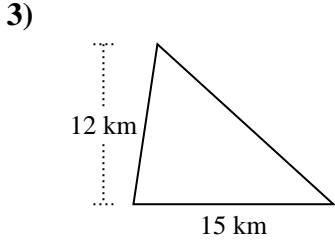
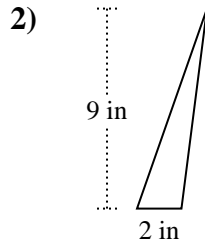
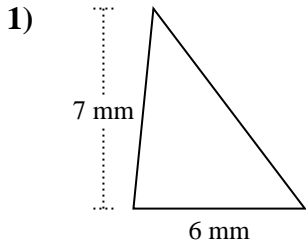
6	555	8	190
36	418,5	7	1.987,5
100	1.428		

1. _____
2. _____
3. _____
4. _____
5. _____
6. _____
7. _____
8. _____
9. _____
10. _____





Trova l'area di ciascun traingoli. Le dimensioni non sono in scala.

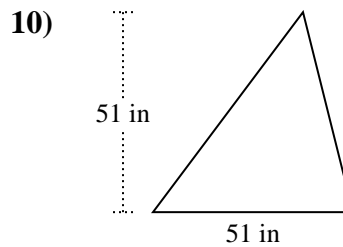
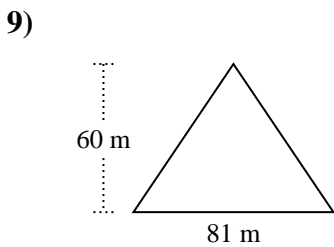
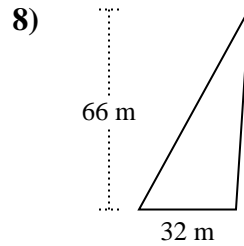
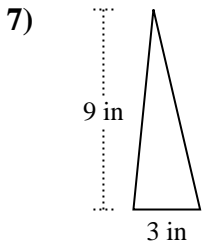
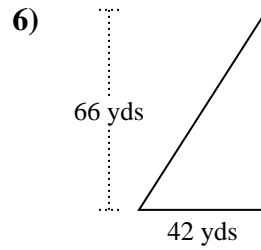
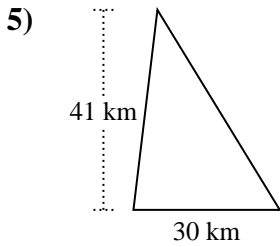
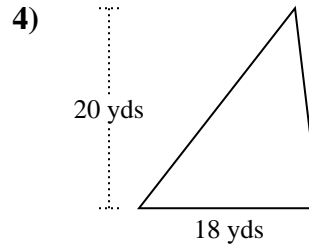
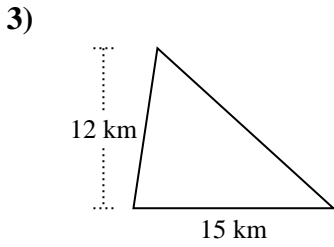
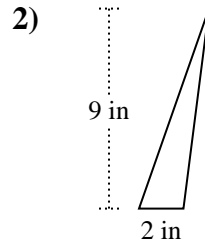
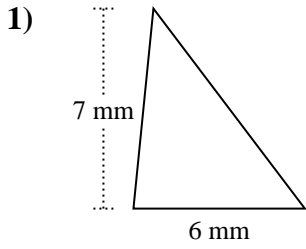


Risposte

1. _____
2. _____
3. _____
4. _____
5. _____
6. _____
7. _____
8. _____
9. _____
10. _____



Trova l'area di ciascun traingoli. Le dimensioni non sono in scala.

**Risposte**

1. 21 mm²
2. 9 in²
3. 90 km²
4. 180 yds²
5. 615 km²
6. 1.386 yds²
7. 13,5 in²
8. 1.056 m²
9. 2.430 m²
10. 1.300,5 in²

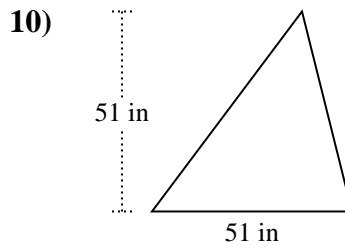
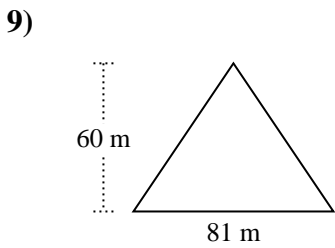
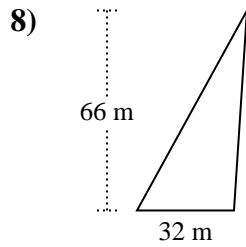
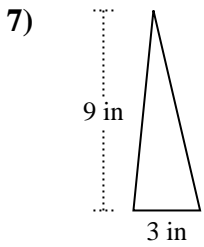
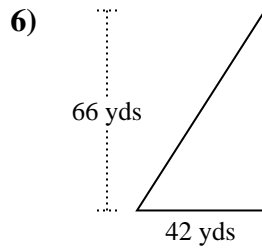
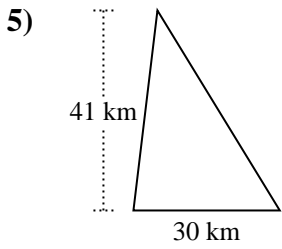
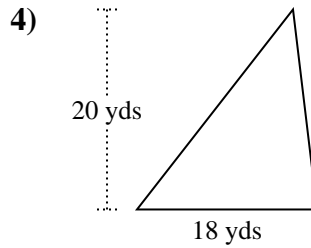
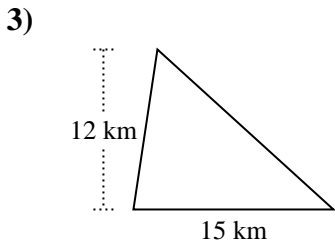
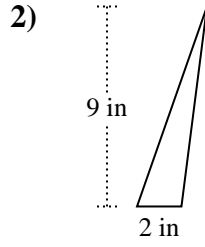
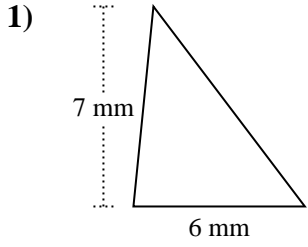


Trova l'area di ciascun traingoli. Le dimensioni non sono in scala.

Risposte

1.386	9	2.430	615
21	1.056	1.300,5	13,5
90	180		

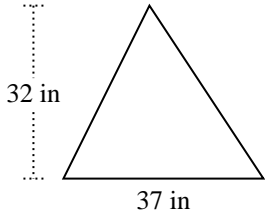
1. _____
2. _____
3. _____
4. _____
5. _____
6. _____
7. _____
8. _____
9. _____
10. _____



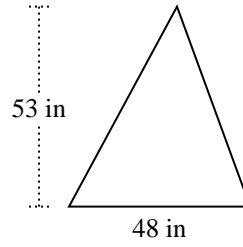


Trova l'area di ciascun traingoli. Le dimensioni non sono in scala.

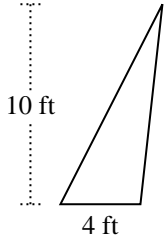
1)



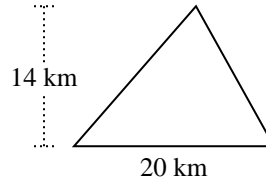
2)



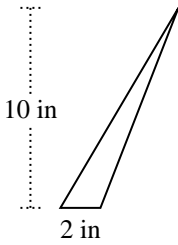
3)



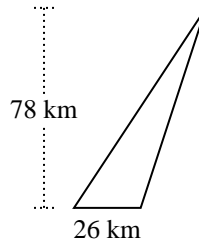
4)



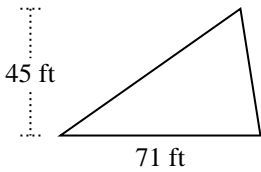
5)



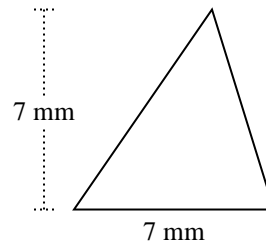
6)



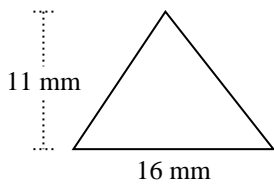
7)



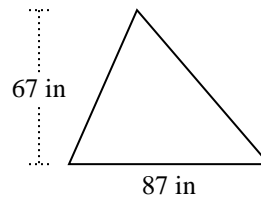
8)



9)



10)

**Risposte**

1. _____

2. _____

3. _____

4. _____

5. _____

6. _____

7. _____

8. _____

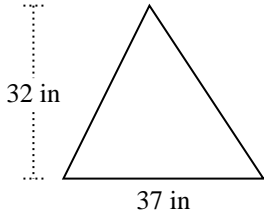
9. _____

10. _____

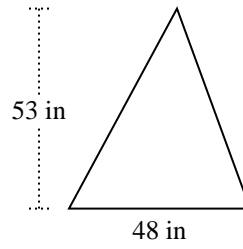


Trova l'area di ciascun traingoli. Le dimensioni non sono in scala.

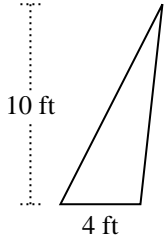
1)



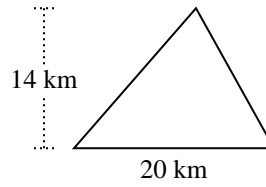
2)



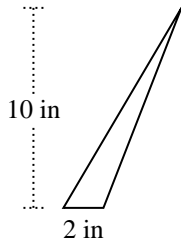
3)



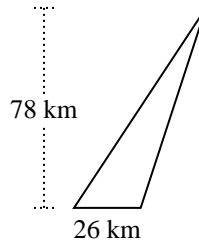
4)



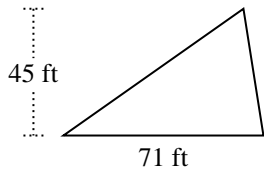
5)



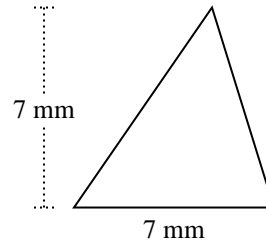
6)



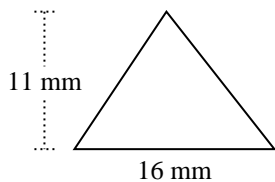
7)



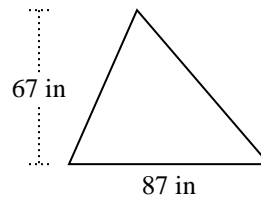
8)



9)



10)

**Risposte**

1. 592 in²

2. 1.272 in²

3. 20 ft²

4. 140 km²

5. 10 in²

6. 1.014 km²

7. 1.597,5 ft²

8. 24,5 mm²

9. 88 mm²

10. 2.914,5 in²

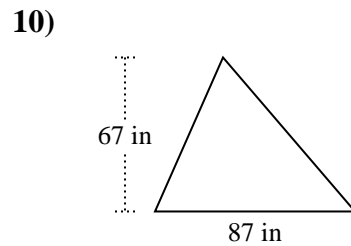
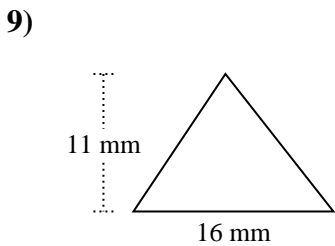
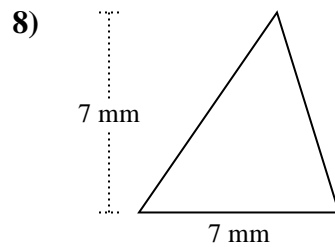
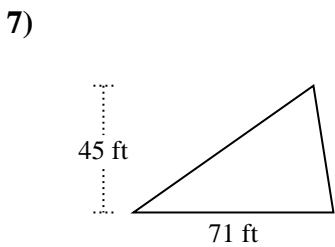
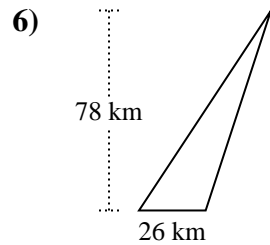
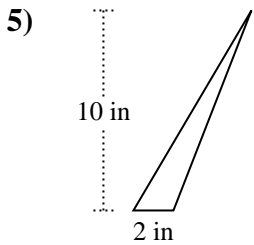
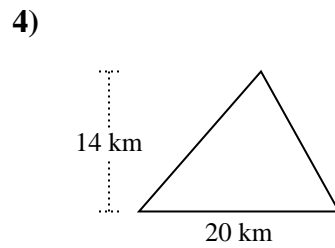
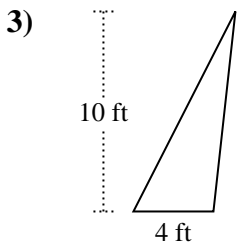
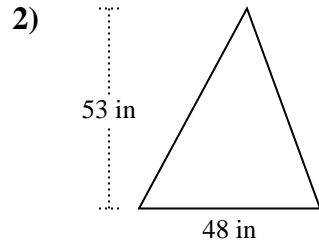
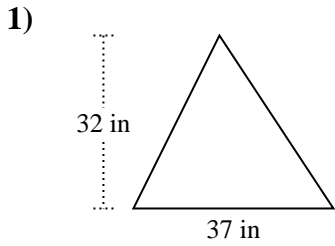


Trova l'area di ciascun triangolo. Le dimensioni non sono in scala.

Risposte

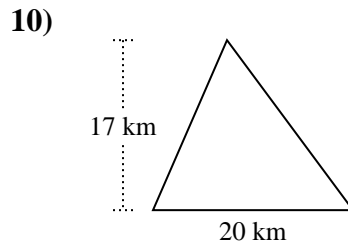
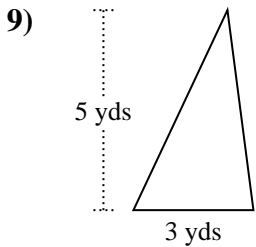
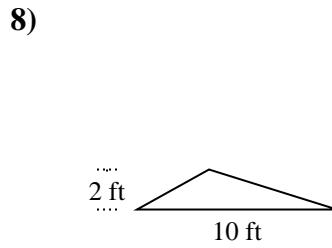
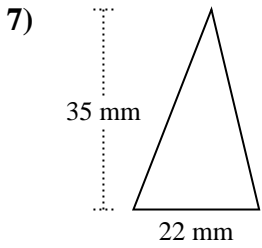
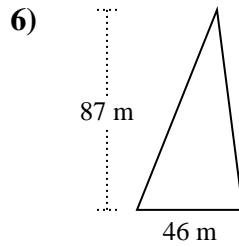
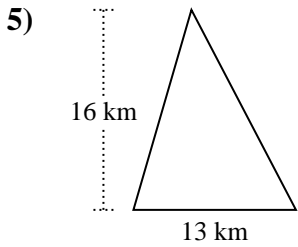
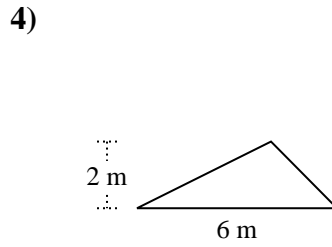
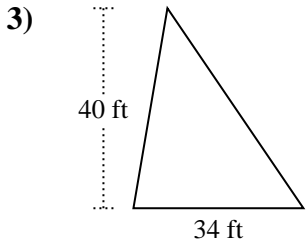
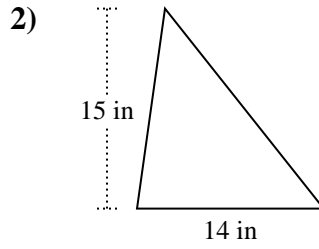
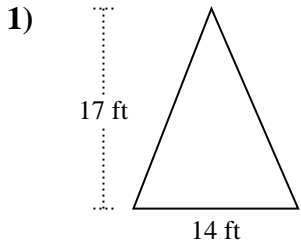
140	592	2.914,5	20
24,5	1.272	88	1.597,5
1.014	10		

1. _____
2. _____
3. _____
4. _____
5. _____
6. _____
7. _____
8. _____
9. _____
10. _____





Trova l'area di ciascun traingoli. Le dimensioni non sono in scala.

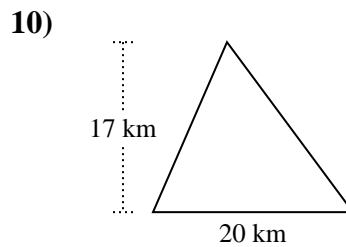
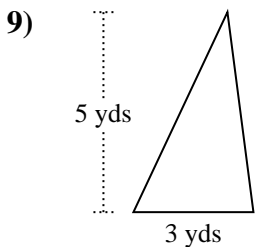
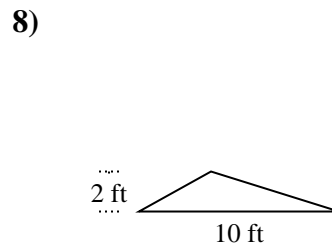
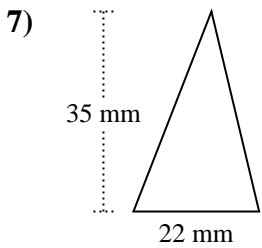
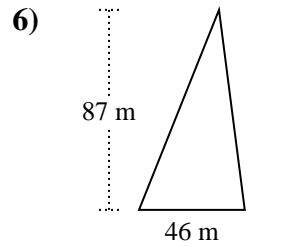
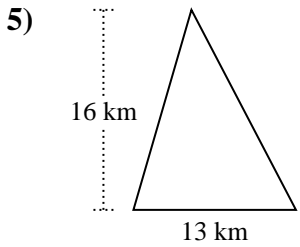
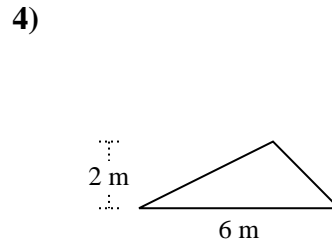
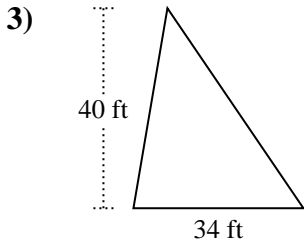
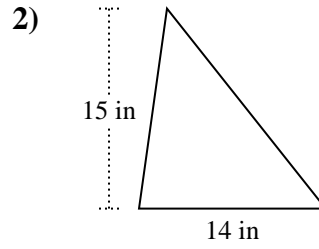
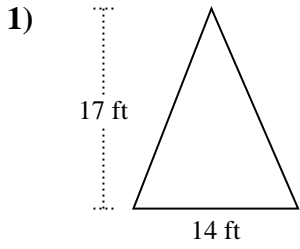


Risposte

1. _____
2. _____
3. _____
4. _____
5. _____
6. _____
7. _____
8. _____
9. _____
10. _____



Trova l'area di ciascun traingoli. Le dimensioni non sono in scala.

**Risposte**

1. 119 ft²

2. 105 in²

3. 680 ft²

4. 6 m²

5. 104 km²

6. 2.001 m²

7. 385 mm²

8. 10 ft²

9. 7,5 yds²

10. 170 km²

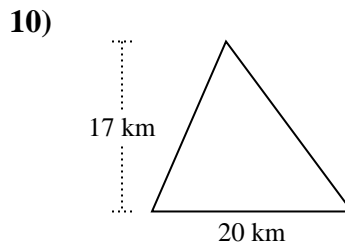
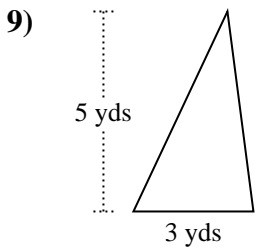
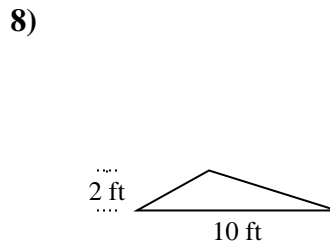
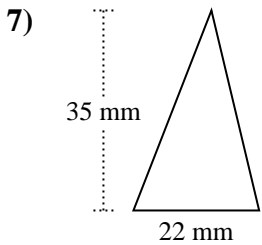
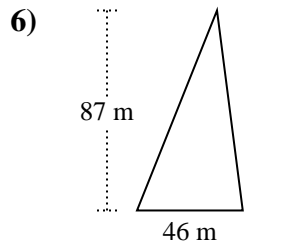
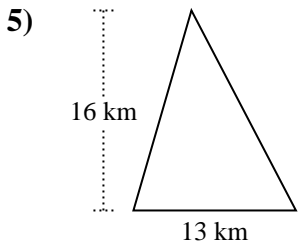
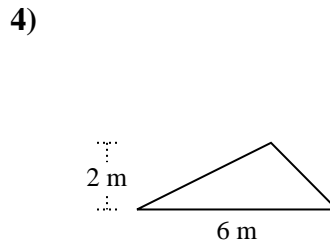
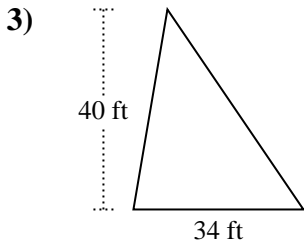
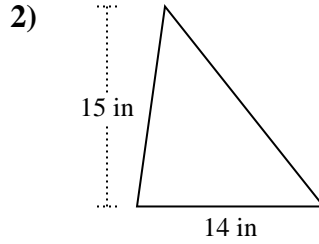
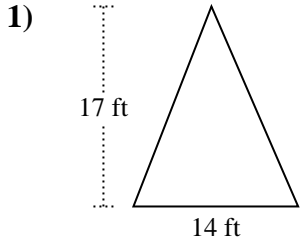


Trova l'area di ciascun traingoli. Le dimensioni non sono in scala.

Risposte

385	680	2.001	170
105	119	7,5	10
104	6		

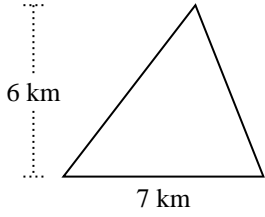
1. _____
2. _____
3. _____
4. _____
5. _____
6. _____
7. _____
8. _____
9. _____
10. _____



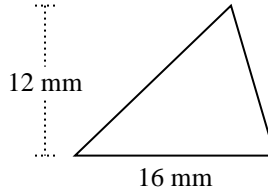


Trova l'area di ciascun traingoli. Le dimensioni non sono in scala.

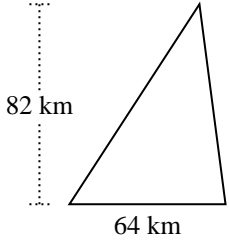
1)



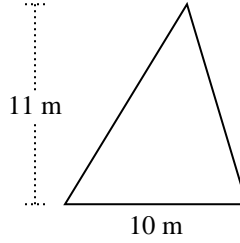
2)



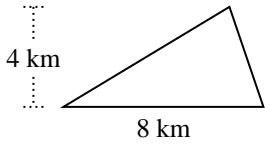
3)



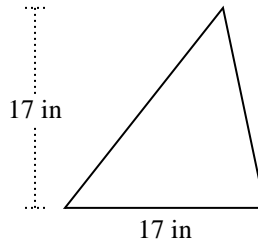
4)



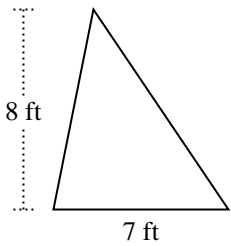
5)



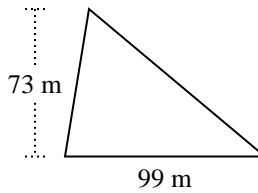
6)



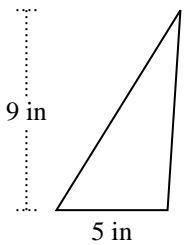
7)



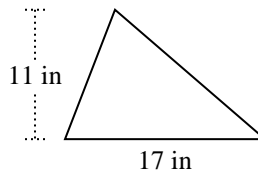
8)



9)



10)



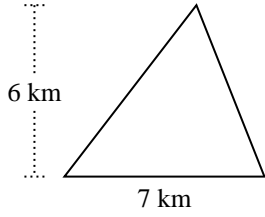
Risposte

1. _____
2. _____
3. _____
4. _____
5. _____
6. _____
7. _____
8. _____
9. _____
10. _____

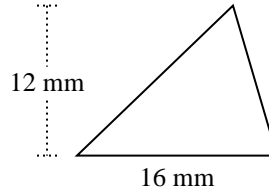


Trova l'area di ciascun traingoli. Le dimensioni non sono in scala.

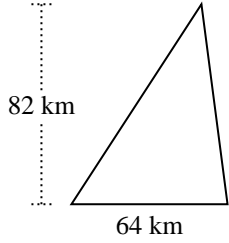
1)



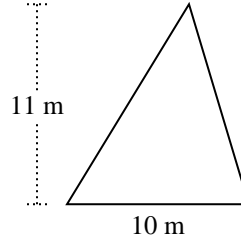
2)



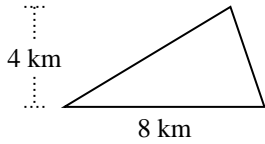
3)



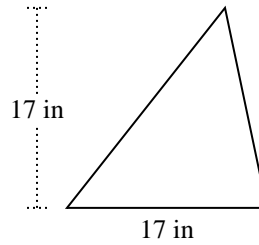
4)



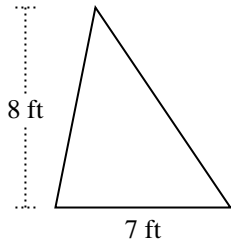
5)



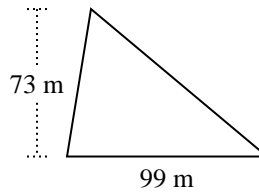
6)



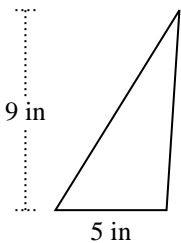
7)



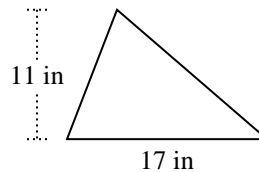
8)



9)



10)

**Risposte**

1. 21 km²

2. 96 mm²

3. 2.624 km²

4. 55 m²

5. 16 km²

6. 144,5 in²

7. 28 ft²

8. 3.613,5 m²

9. 22,5 in²

10. 93,5 in²

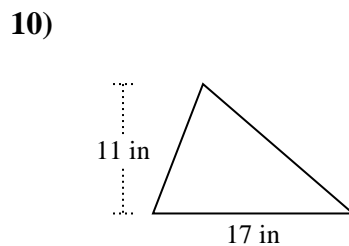
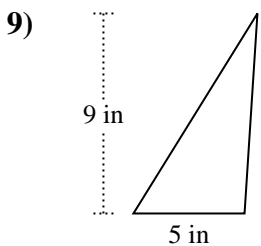
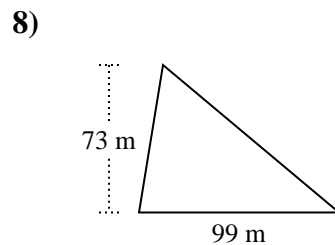
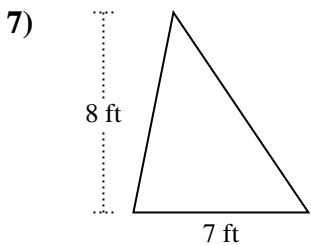
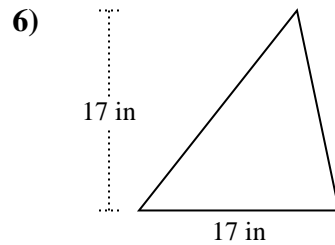
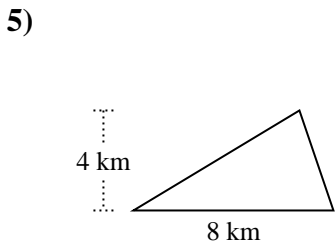
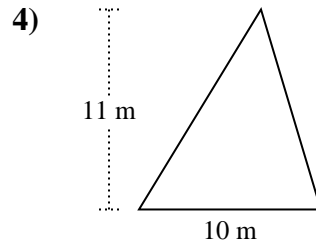
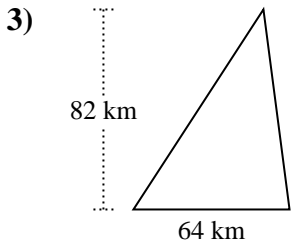
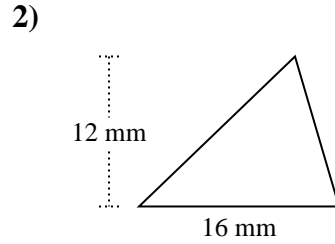
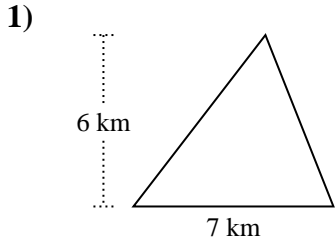


Trova l'area di ciascun traingoli. Le dimensioni non sono in scala.

Risposte

16	3.613,5	21	144,5
2.624	28	22,5	93,5
96	55		

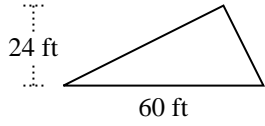
1. _____
2. _____
3. _____
4. _____
5. _____
6. _____
7. _____
8. _____
9. _____
10. _____



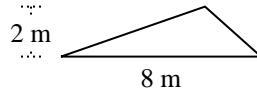


Trova l'area di ciascun traingoli. Le dimensioni non sono in scala.

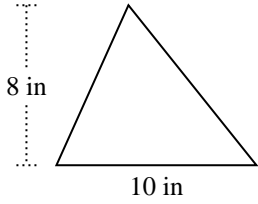
1)



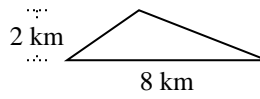
2)



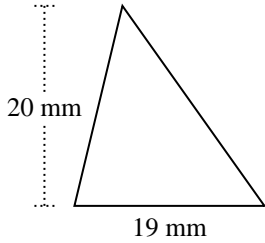
3)



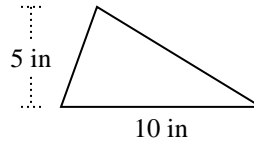
4)



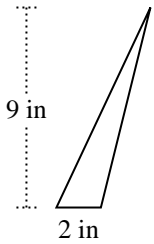
5)



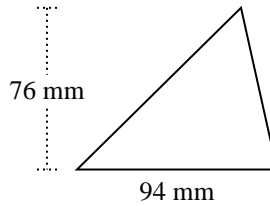
6)



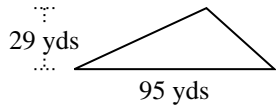
7)



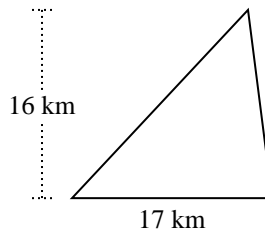
8)



9)



10)



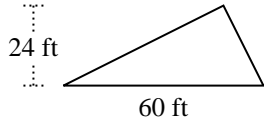
Risposte

1. _____
2. _____
3. _____
4. _____
5. _____
6. _____
7. _____
8. _____
9. _____
10. _____

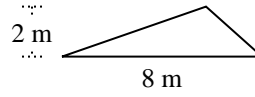


Trova l'area di ciascun traingoli. Le dimensioni non sono in scala.

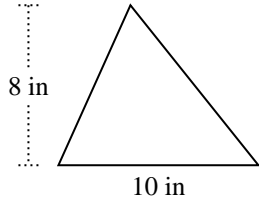
1)



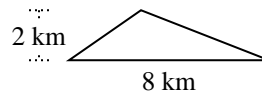
2)



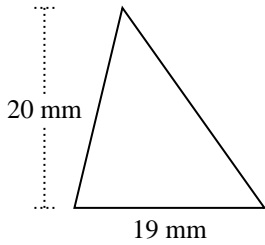
3)



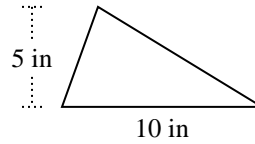
4)



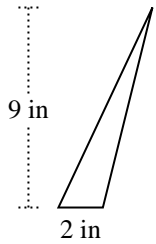
5)



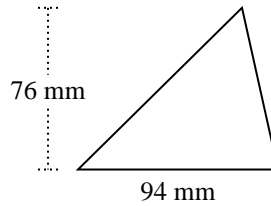
6)



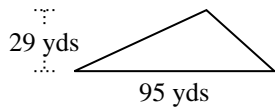
7)



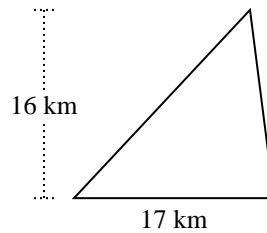
8)



9)



10)

**Risposte**1. **720 ft²**2. **8 m²**3. **40 in²**4. **8 km²**5. **190 mm²**6. **25 in²**7. **9 in²**8. **3.572 mm²**9. **1.377,5 yds²**10. **136 km²**



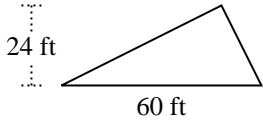
Trova l'area di ciascun traingoli. Le dimensioni non sono in scala.

Risposte

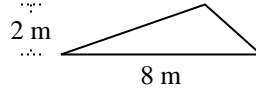
8	40	190	720
1.377,5	25	9	8
136	3.572		

1. _____
2. _____
3. _____
4. _____
5. _____
6. _____
7. _____
8. _____
9. _____
10. _____

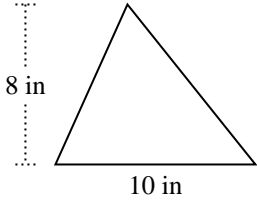
1)



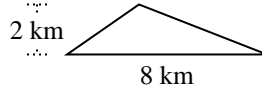
2)



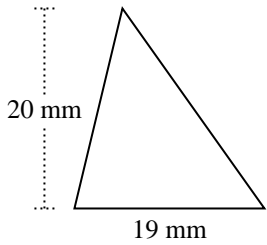
3)



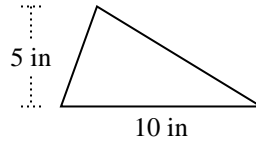
4)



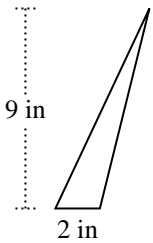
5)



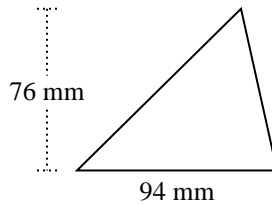
6)



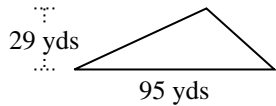
7)



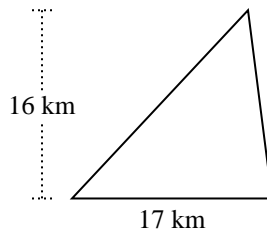
8)



9)

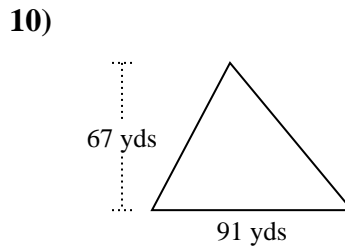
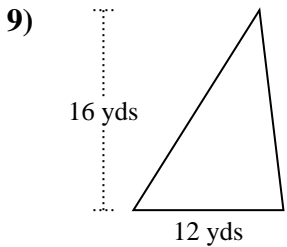
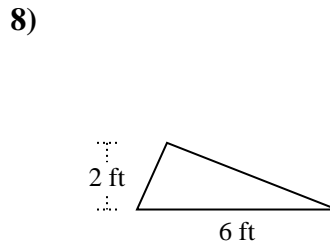
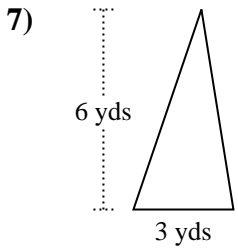
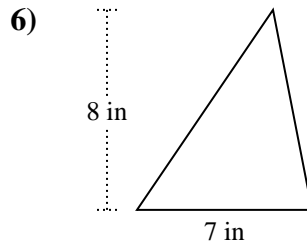
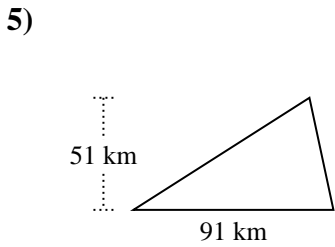
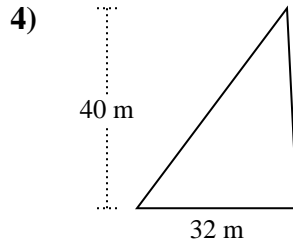
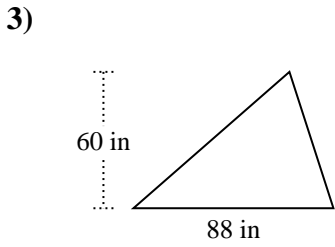
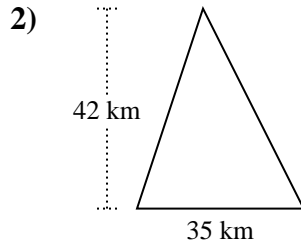
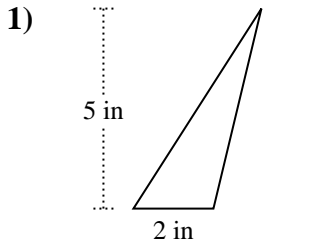


10)





Trova l'area di ciascun traingoli. Le dimensioni non sono in scala.

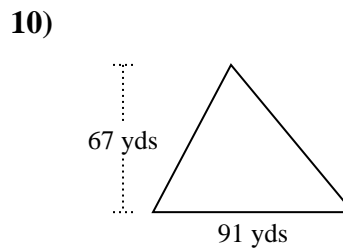
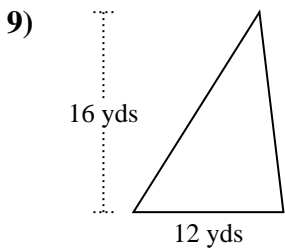
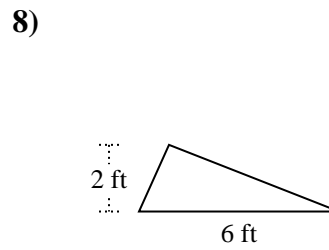
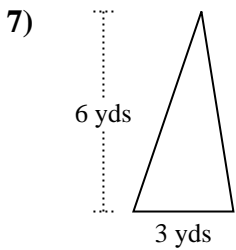
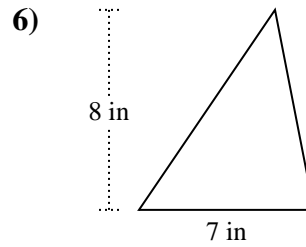
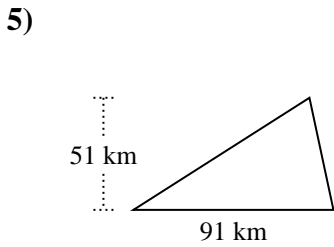
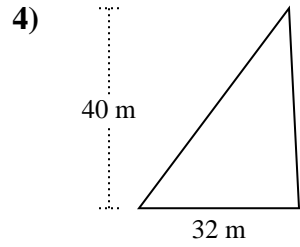
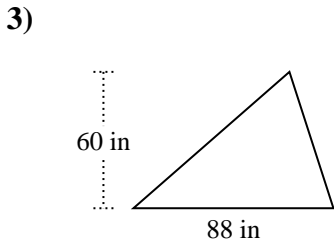
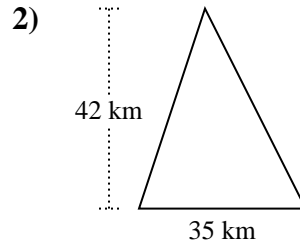
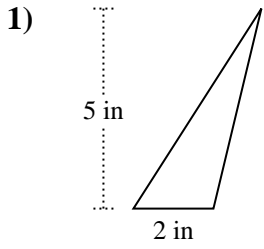


Risposte

1. _____
2. _____
3. _____
4. _____
5. _____
6. _____
7. _____
8. _____
9. _____
10. _____



Trova l'area di ciascun traingoli. Le dimensioni non sono in scala.

**Risposte**

1. 5 in²
2. 735 km²
3. 2.640 in²
4. 640 m²
5. 2.320,5 km²
6. 28 in²
7. 9 yds²
8. 6 ft²
9. 96 yds²
10. 3.048,5 yds²

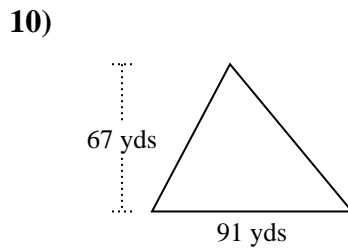
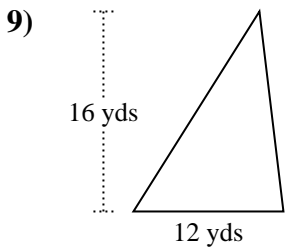
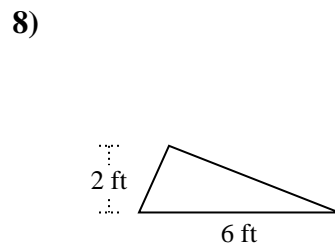
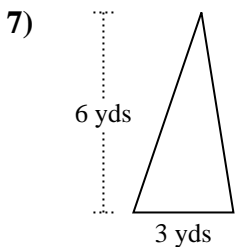
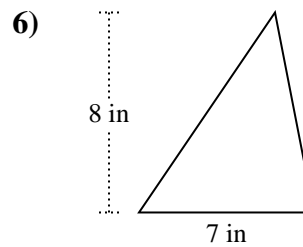
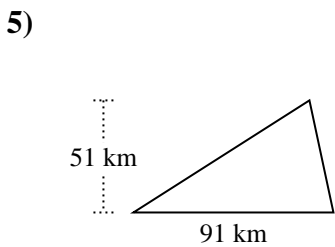
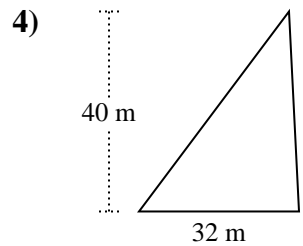
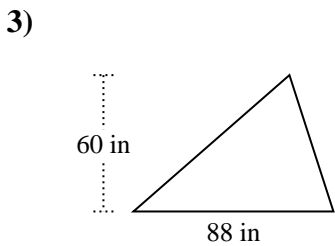
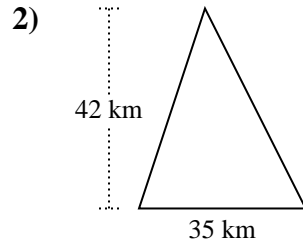
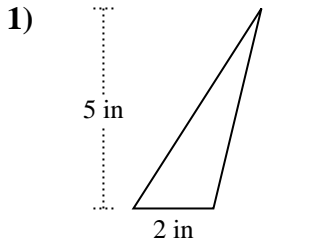


Trova l'area di ciascun traingoli. Le dimensioni non sono in scala.

Risposte

3.048,5	2.320,5	28	640
9	735	2.640	5
6	96		

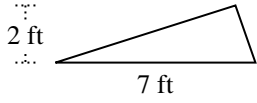
1. _____
2. _____
3. _____
4. _____
5. _____
6. _____
7. _____
8. _____
9. _____
10. _____



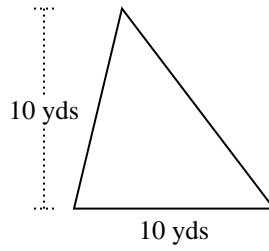


Trova l'area di ciascun traingoli. Le dimensioni non sono in scala.

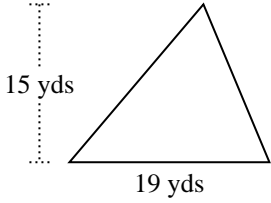
1)



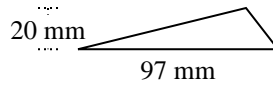
2)



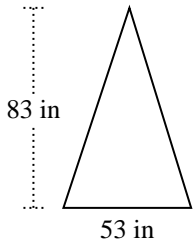
3)



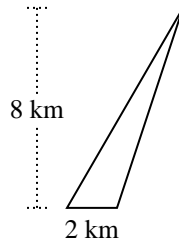
4)



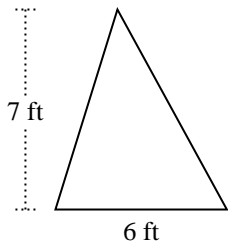
5)



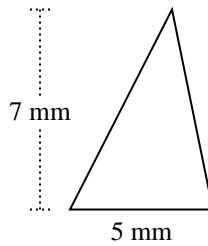
6)



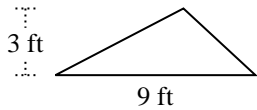
7)



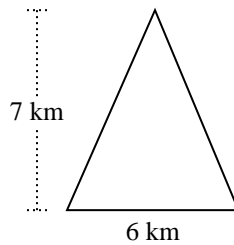
8)



9)



10)



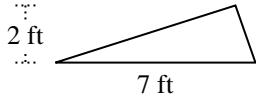
Risposte

1. _____
2. _____
3. _____
4. _____
5. _____
6. _____
7. _____
8. _____
9. _____
10. _____

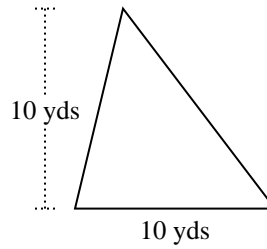


Trova l'area di ciascun traingoli. Le dimensioni non sono in scala.

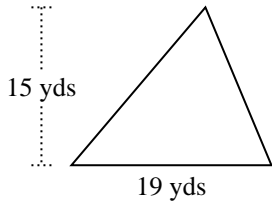
1)



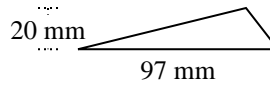
2)



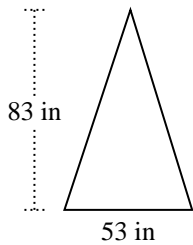
3)



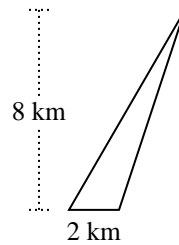
4)



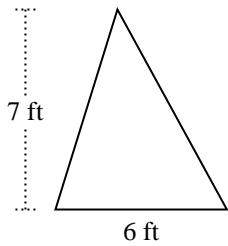
5)



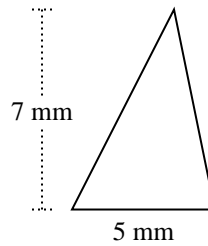
6)



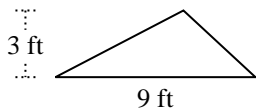
7)



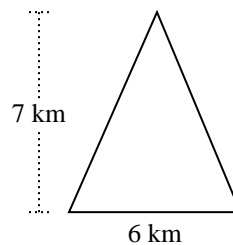
8)



9)



10)

**Risposte**

1. 7 ft²
2. 50 yds²
3. 142,5 yds²
4. 970 mm²
5. 2.199,5 in²
6. 8 km²
7. 21 ft²
8. 17,5 mm²
9. 13,5 ft²
10. 21 km²



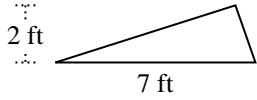
Trova l'area di ciascun traingoli. Le dimensioni non sono in scala.

Risposte

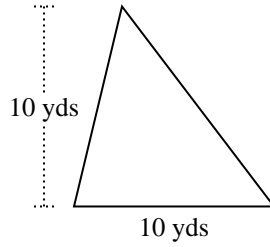
13,5	8	142,5	970
2.199,5	17,5	21	21
50	7		

1. _____
2. _____
3. _____
4. _____
5. _____
6. _____
7. _____
8. _____
9. _____
10. _____

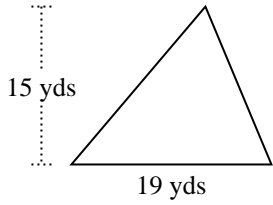
1)



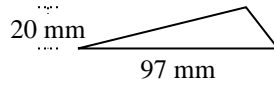
2)



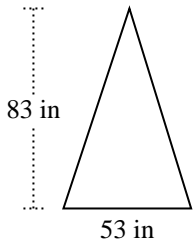
3)



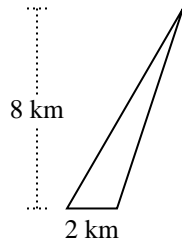
4)



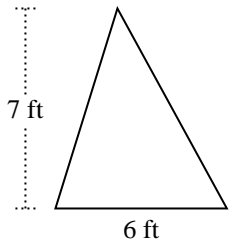
5)



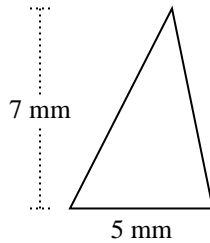
6)



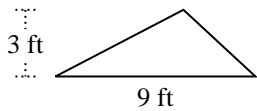
7)



8)



9)



10)

