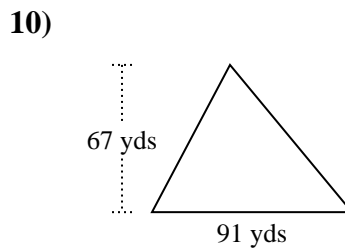
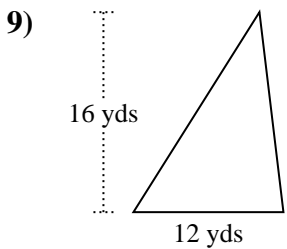
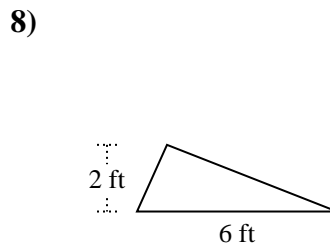
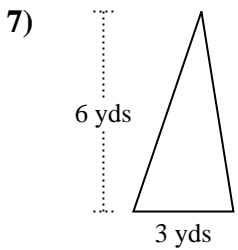
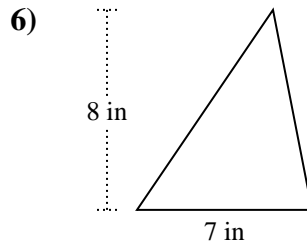
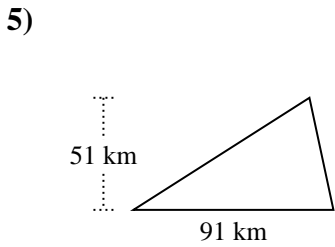
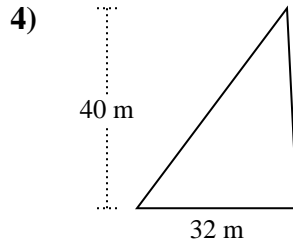
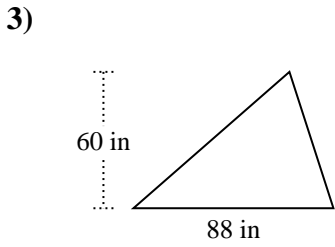
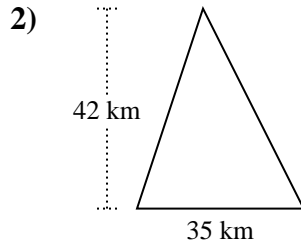
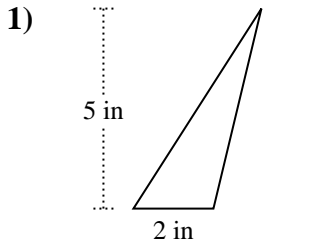




Trova l'area di ciascun traingoli. Le dimensioni non sono in scala.

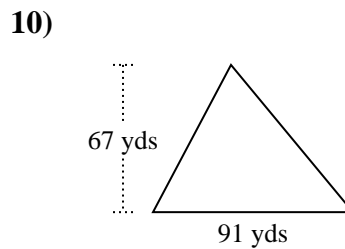
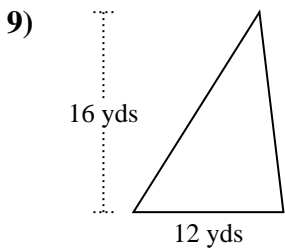
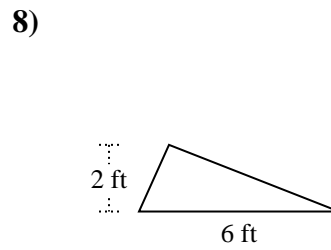
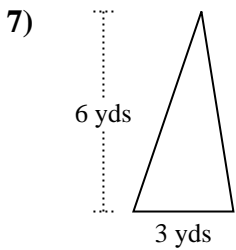
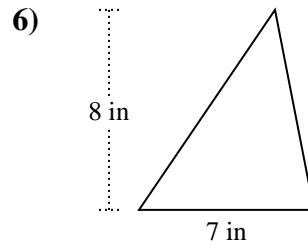
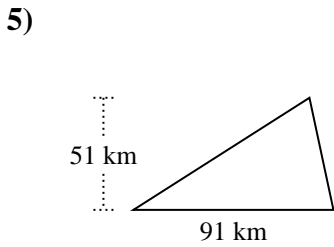
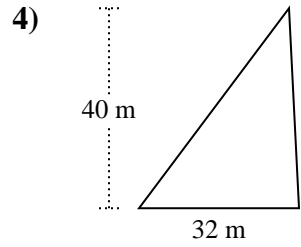
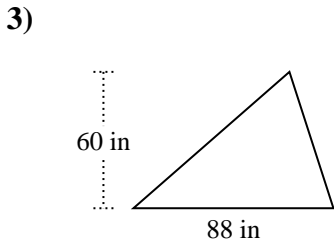
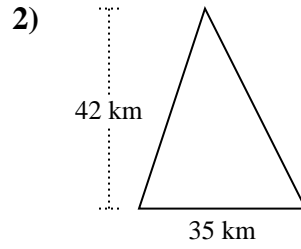
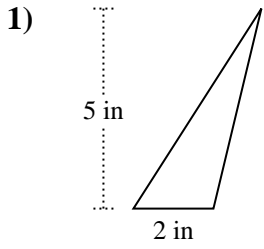


Risposte

1. _____
2. _____
3. _____
4. _____
5. _____
6. _____
7. _____
8. _____
9. _____
10. _____



Trova l'area di ciascun traingoli. Le dimensioni non sono in scala.

**Risposte**

1. 5 in²
2. 735 km²
3. 2.640 in²
4. 640 m²
5. 2.320,5 km²
6. 28 in²
7. 9 yds²
8. 6 ft²
9. 96 yds²
10. 3.048,5 yds²



Trova l'area di ciascun traingoli. Le dimensioni non sono in scala.

Risposte

3.048,5	2.320,5	28	640
9	735	2.640	5
6	96		

1. _____
2. _____
3. _____
4. _____
5. _____
6. _____
7. _____
8. _____
9. _____
10. _____

