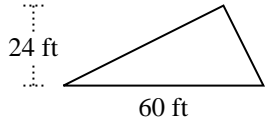


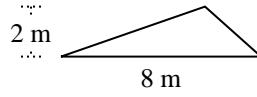


Trova l'area di ciascun traingoli. Le dimensioni non sono in scala.

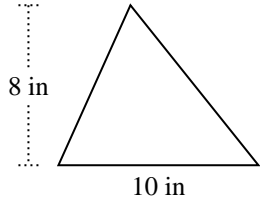
1)



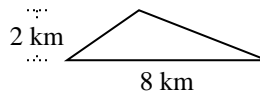
2)



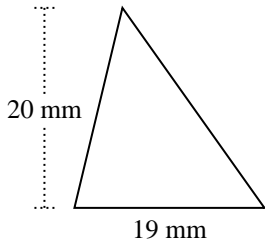
3)



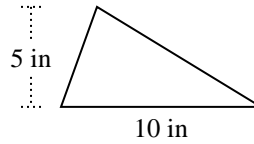
4)



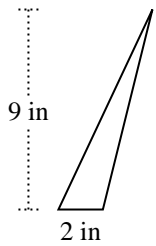
5)



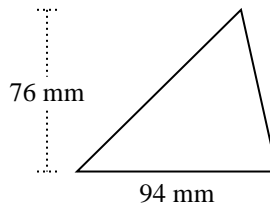
6)



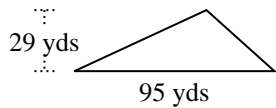
7)



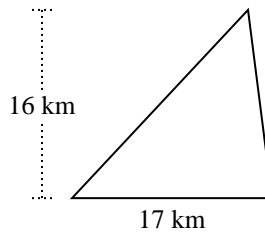
8)



9)



10)



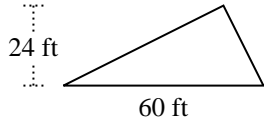
Risposte

1. _____
2. _____
3. _____
4. _____
5. _____
6. _____
7. _____
8. _____
9. _____
10. _____

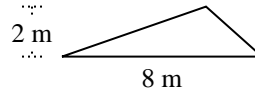


Trova l'area di ciascun traingoli. Le dimensioni non sono in scala.

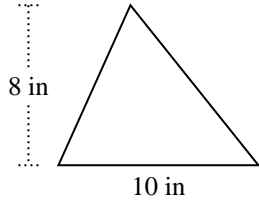
1)



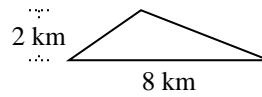
2)



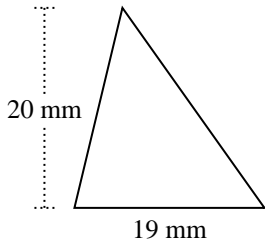
3)



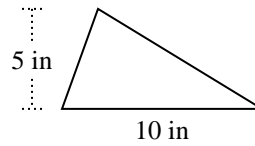
4)



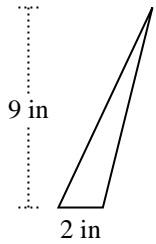
5)



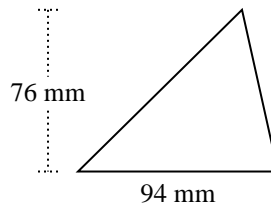
6)



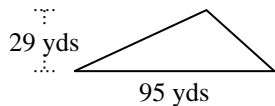
7)



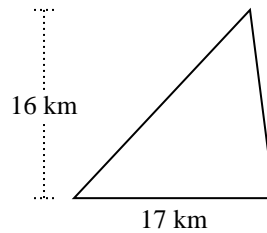
8)



9)



10)

**Risposte**1. 720 ft²2. 8 m²3. 40 in²4. 8 km²5. 190 mm²6. 25 in²7. 9 in²8. 3.572 mm²9. 1.377,5 yds²10. 136 km²



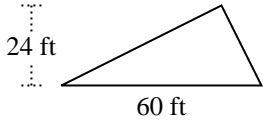
Trova l'area di ciascun traingoli. Le dimensioni non sono in scala.

Risposte

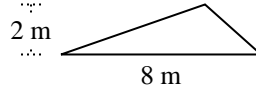
8	40	190	720
1.377,5	25	9	8
136	3.572		

1. _____
2. _____
3. _____
4. _____
5. _____
6. _____
7. _____
8. _____
9. _____
10. _____

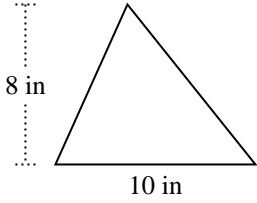
1)



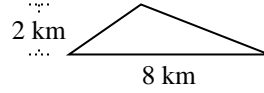
2)



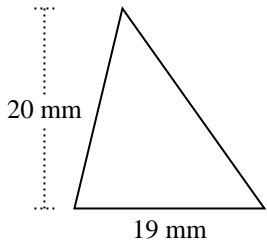
3)



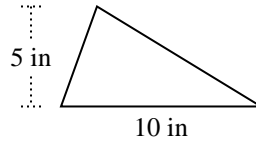
4)



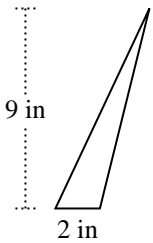
5)



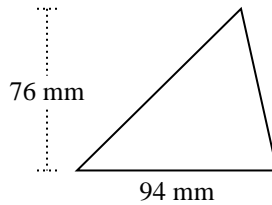
6)



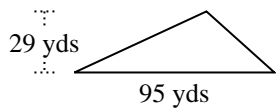
7)



8)



9)



10)

