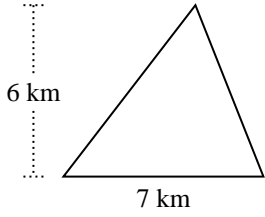


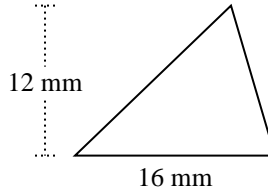


Trova l'area di ciascun traingoli. Le dimensioni non sono in scala.

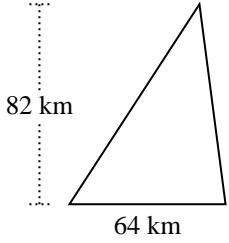
1)



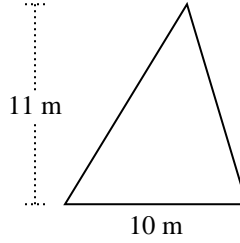
2)



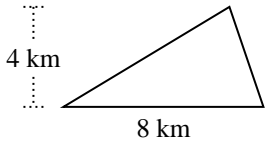
3)



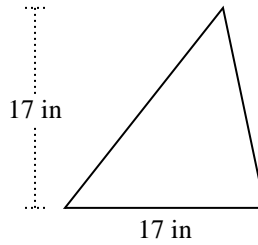
4)



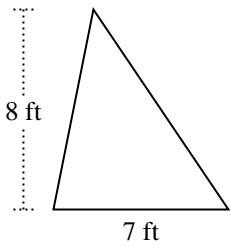
5)



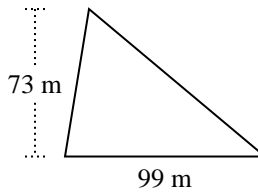
6)



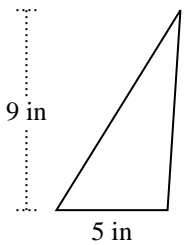
7)



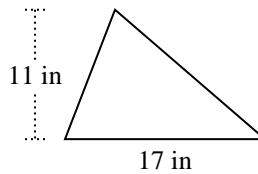
8)



9)



10)



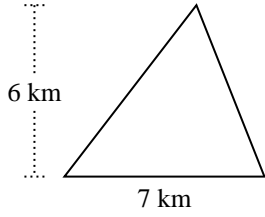
Risposte

1. _____
2. _____
3. _____
4. _____
5. _____
6. _____
7. _____
8. _____
9. _____
10. _____

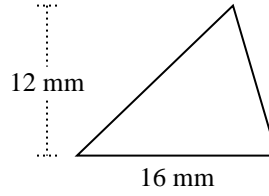


Trova l'area di ciascun traingoli. Le dimensioni non sono in scala.

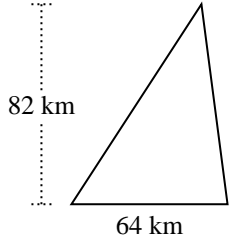
1)



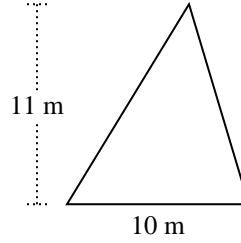
2)



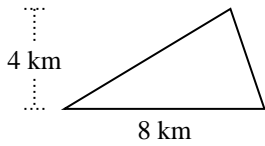
3)



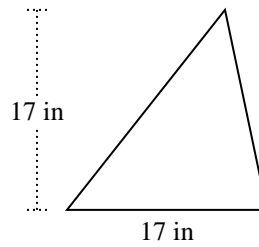
4)



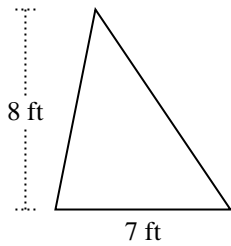
5)



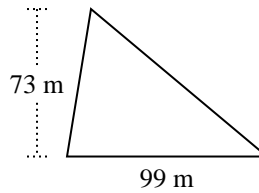
6)



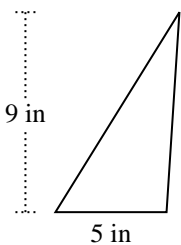
7)



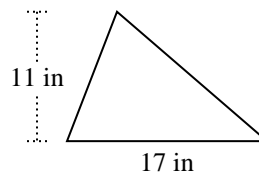
8)



9)



10)

**Risposte**

1. 21 km²
2. 96 mm²
3. 2.624 km²
4. 55 m²
5. 16 km²
6. 144,5 in²
7. 28 ft²
8. 3.613,5 m²
9. 22,5 in²
10. 93,5 in²



Trova l'area di ciascun triangolo. Le dimensioni non sono in scala.

Risposte

16

3.613,5

21

144,5

2.624

28

22,5

93,5

96

55

1. _____

2. _____

3. _____

4. _____

5. _____

6. _____

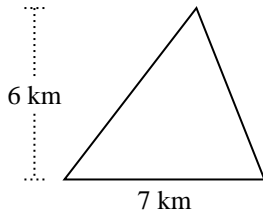
7. _____

8. _____

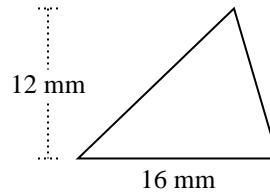
9. _____

10. _____

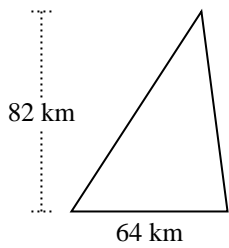
1)



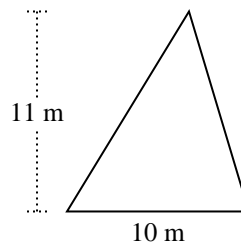
2)



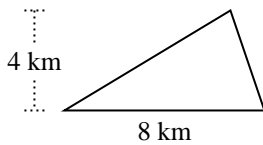
3)



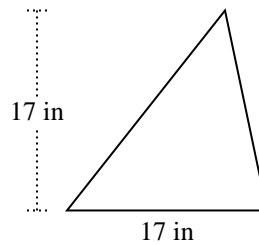
4)



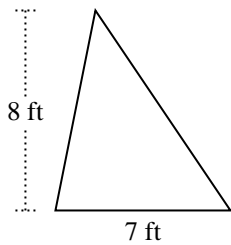
5)



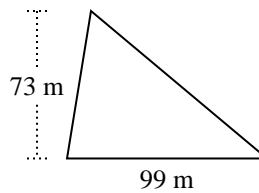
6)



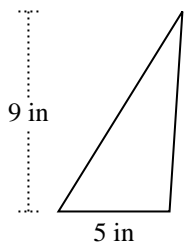
7)



8)



9)



10)

