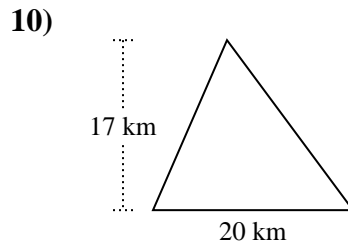
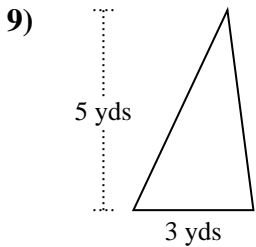
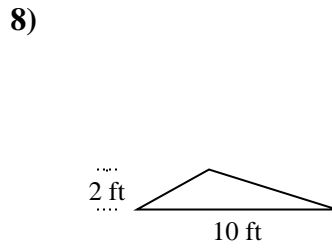
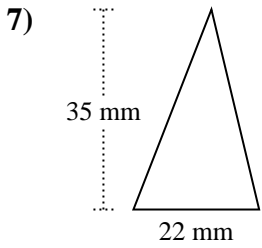
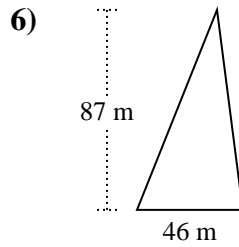
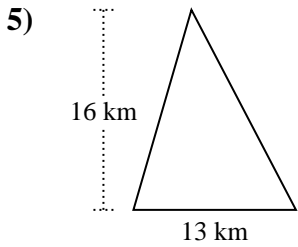
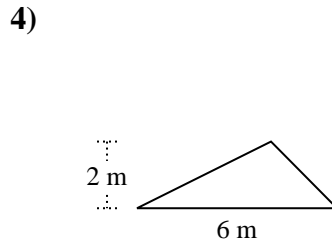
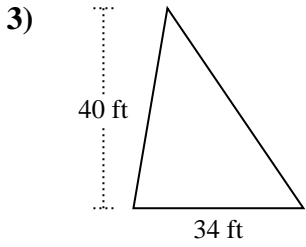
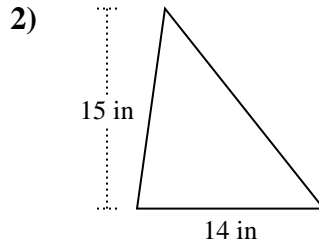
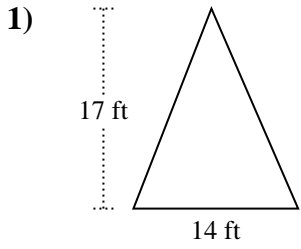




Trova l'area di ciascun traingoli. Le dimensioni non sono in scala.

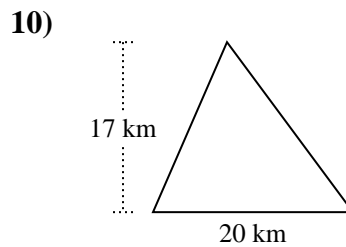
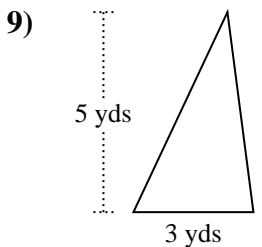
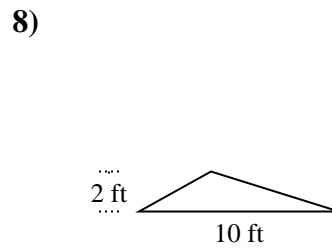
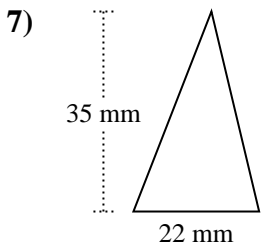
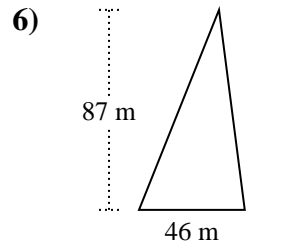
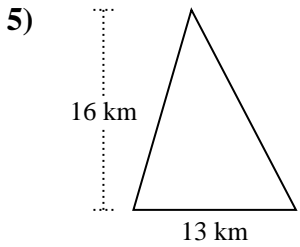
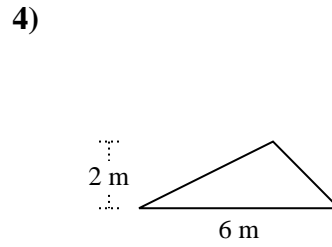
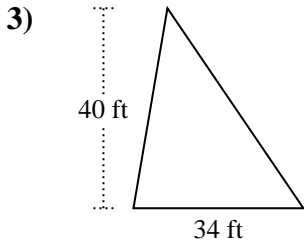
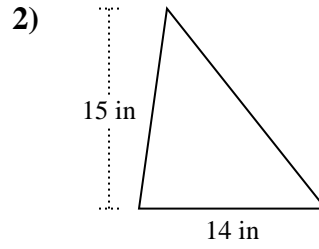
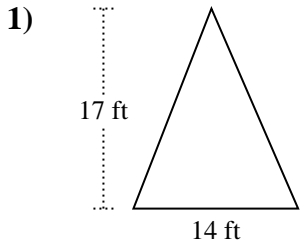


Risposte

1. _____
2. _____
3. _____
4. _____
5. _____
6. _____
7. _____
8. _____
9. _____
10. _____



Trova l'area di ciascun traingoli. Le dimensioni non sono in scala.

**Risposte**

1. 119 ft²
2. 105 in²
3. 680 ft²
4. 6 m²
5. 104 km²
6. 2.001 m²
7. 385 mm²
8. 10 ft²
9. 7,5 yds²
10. 170 km²



Trova l'area di ciascun traingoli. Le dimensioni non sono in scala.

Risposte

385	680	2.001	170
105	119	7,5	10
104	6		

1. _____
2. _____
3. _____
4. _____
5. _____
6. _____
7. _____
8. _____
9. _____
10. _____

