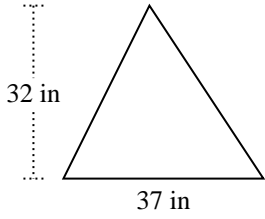


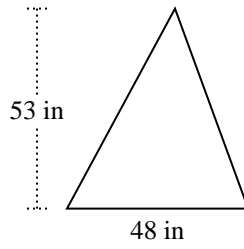


Trova l'area di ciascun traingoli. Le dimensioni non sono in scala.

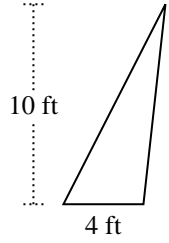
1)



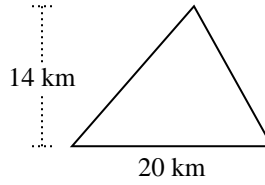
2)



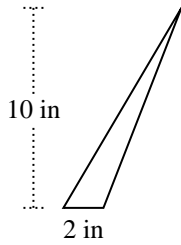
3)



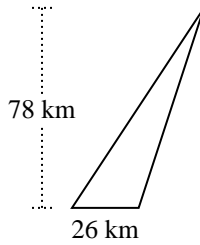
4)



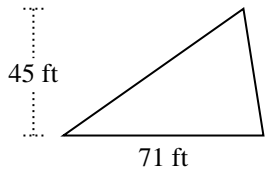
5)



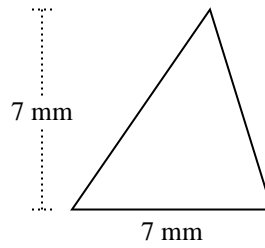
6)



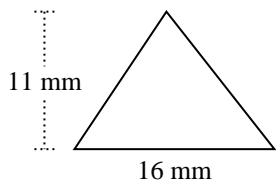
7)



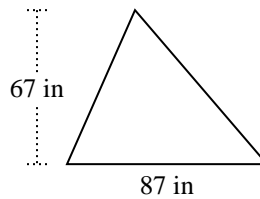
8)



9)



10)



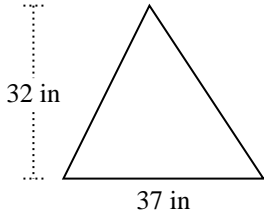
Risposte

1. _____
2. _____
3. _____
4. _____
5. _____
6. _____
7. _____
8. _____
9. _____
10. _____

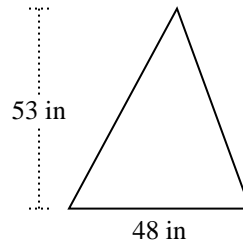


Trova l'area di ciascun traingoli. Le dimensioni non sono in scala.

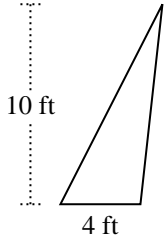
1)



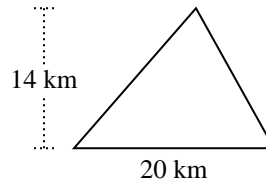
2)



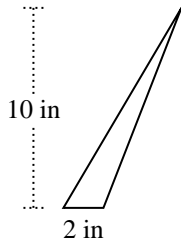
3)



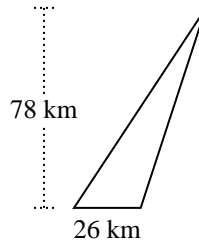
4)



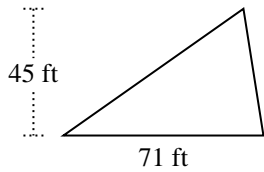
5)



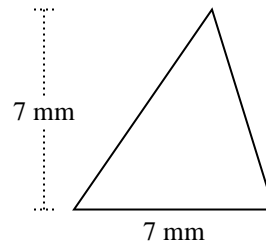
6)



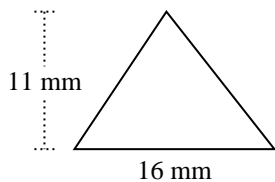
7)



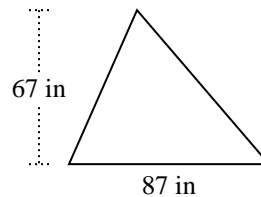
8)



9)



10)

**Risposte**

1. 592 in²
2. 1.272 in²
3. 20 ft²
4. 140 km²
5. 10 in²
6. 1.014 km²
7. 1.597,5 ft²
8. 24,5 mm²
9. 88 mm²
10. 2.914,5 in²



Trova l'area di ciascun triangolo. Le dimensioni non sono in scala.

Risposte

140

592

2.914,5

20

24,5

1.272

88

1.597,5

1.014

10

1. _____

2. _____

3. _____

4. _____

5. _____

6. _____

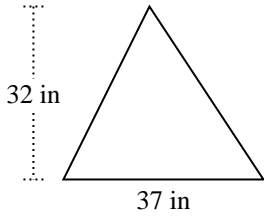
7. _____

8. _____

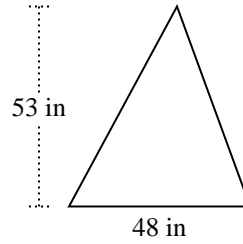
9. _____

10. _____

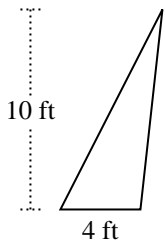
1)



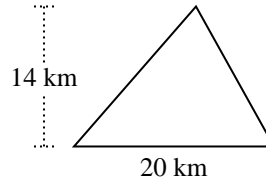
2)



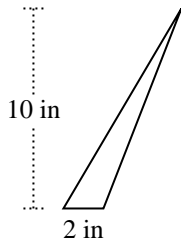
3)



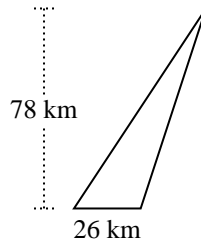
4)



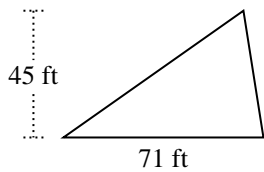
5)



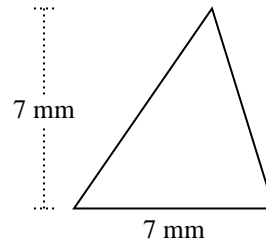
6)



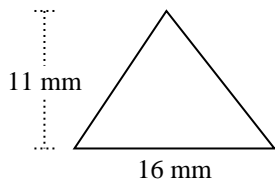
7)



8)



9)



10)

