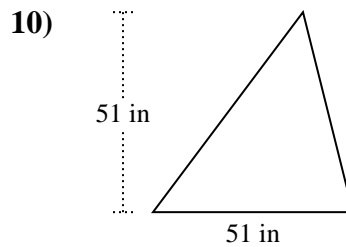
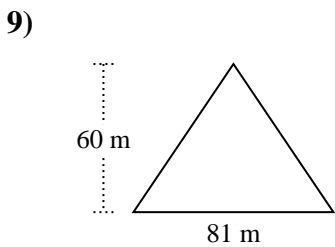
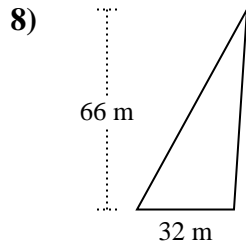
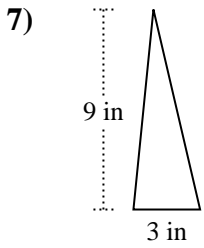
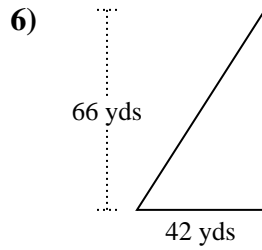
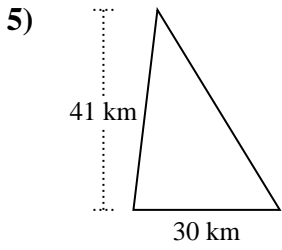
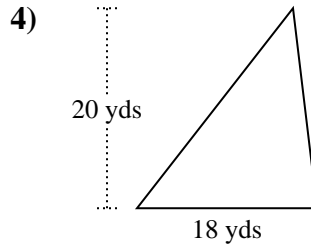
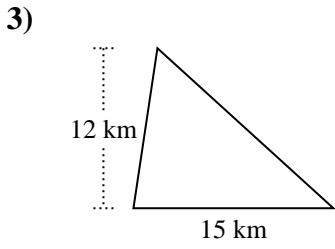
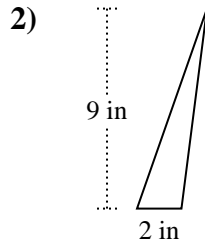
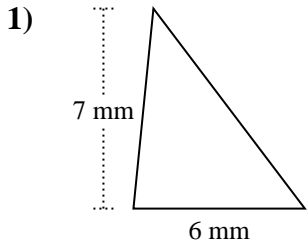




Trova l'area di ciascun traingoli. Le dimensioni non sono in scala.

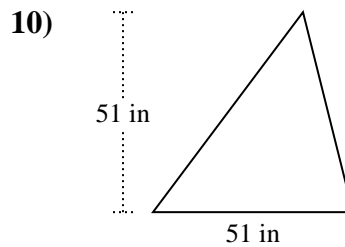
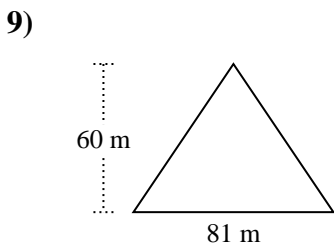
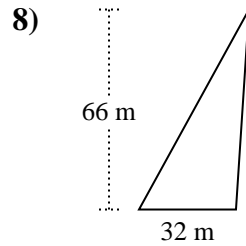
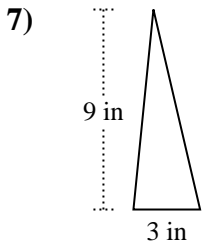
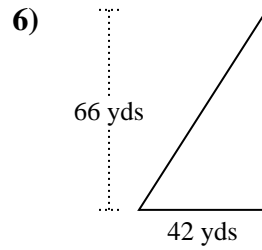
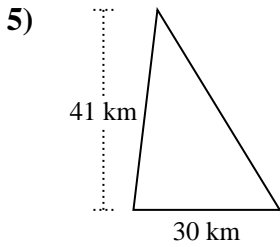
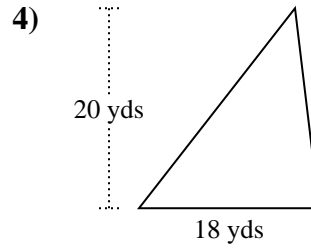
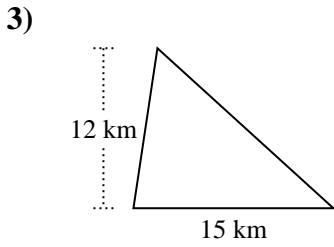
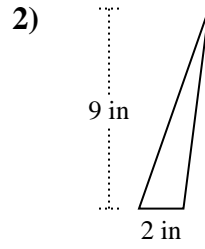
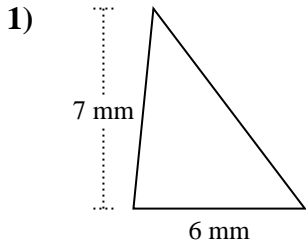


Risposte

1. _____
2. _____
3. _____
4. _____
5. _____
6. _____
7. _____
8. _____
9. _____
10. _____



Trova l'area di ciascun traingoli. Le dimensioni non sono in scala.

**Risposte**

1. 21 mm²
2. 9 in²
3. 90 km²
4. 180 yds²
5. 615 km²
6. 1.386 yds²
7. 13,5 in²
8. 1.056 m²
9. 2.430 m²
10. 1.300,5 in²



Trova l'area di ciascun traingoli. Le dimensioni non sono in scala.

Risposte

1.386

9

2.430

615

21

1.056

1.300,5

13,5

90

180

1. _____

2. _____

3. _____

4. _____

5. _____

6. _____

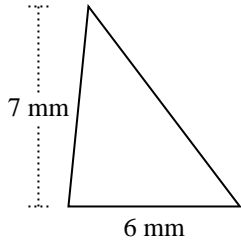
7. _____

8. _____

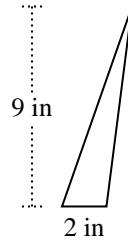
9. _____

10. _____

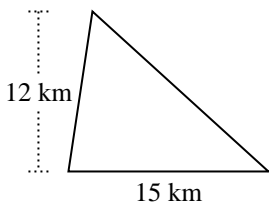
1)



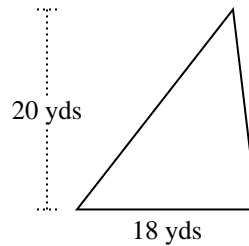
2)



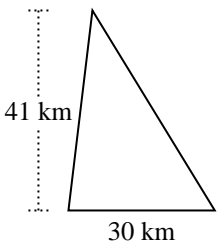
3)



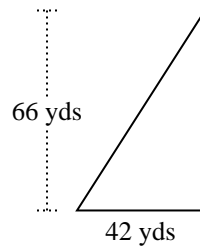
4)



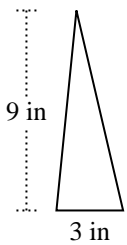
5)



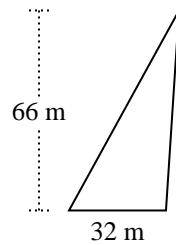
6)



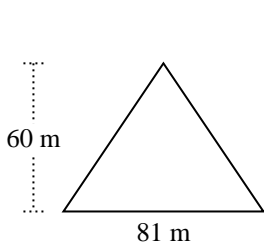
7)



8)



9)



10)

