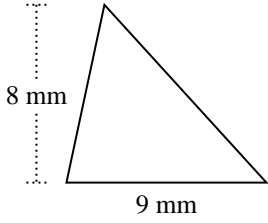


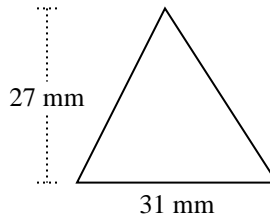


Trova l'area di ciascun traingoli. Le dimensioni non sono in scala.

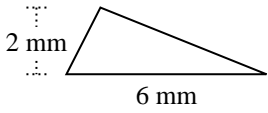
1)



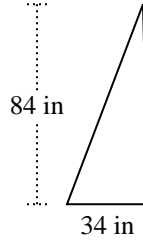
2)



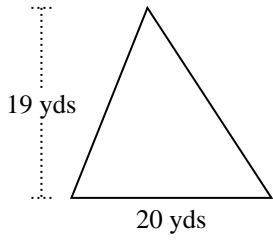
3)



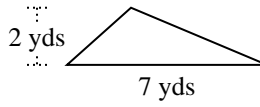
4)



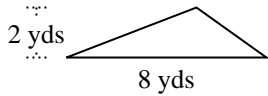
5)



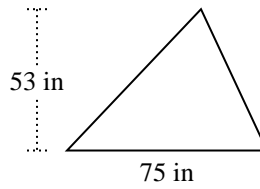
6)



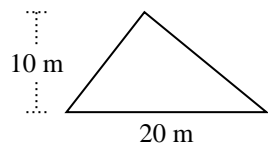
7)



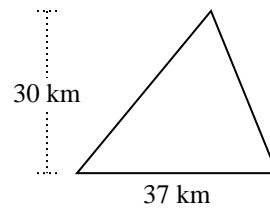
8)



9)



10)



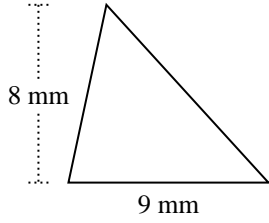
Risposte

- 1. _____
- 2. _____
- 3. _____
- 4. _____
- 5. _____
- 6. _____
- 7. _____
- 8. _____
- 9. _____
- 10. _____

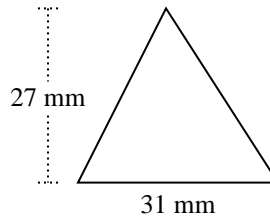


Trova l'area di ciascun traingoli. Le dimensioni non sono in scala.

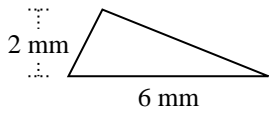
1)



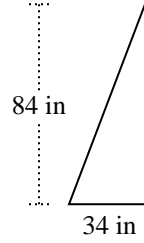
2)



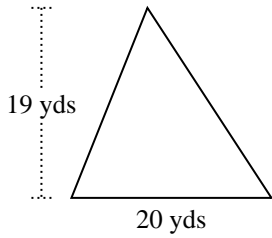
3)



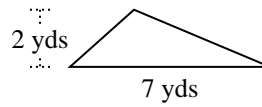
4)



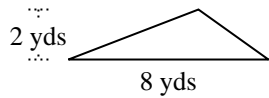
5)



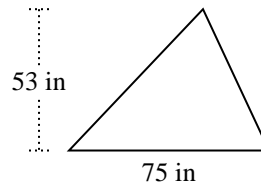
6)



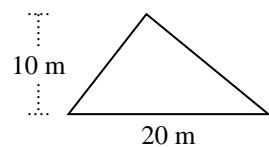
7)



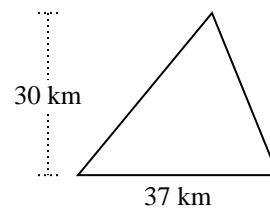
8)



9)



10)

**Risposte**

1. 36 mm²

2. 418,5 mm²

3. 6 mm²

4. 1.428 in²

5. 190 yds²

6. 7 yds²

7. 8 yds²

8. 1.987,5 in²

9. 100 m²

10. 555 km²



Trova l'area di ciascun traingoli. Le dimensioni non sono in scala.

Risposte

6	555	8	190
36	418,5	7	1.987,5
100	1.428		

1. _____
2. _____
3. _____
4. _____
5. _____
6. _____
7. _____
8. _____
9. _____
10. _____

