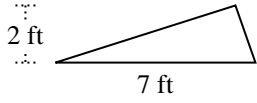


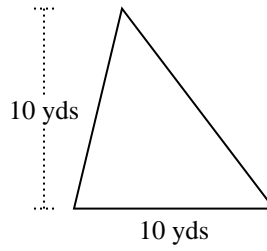


Trova l'area di ciascun traingoli. Le dimensioni non sono in scala.

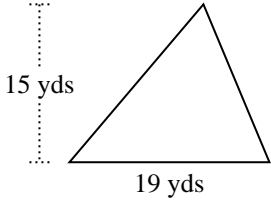
1)



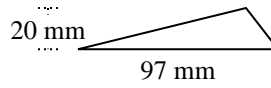
2)



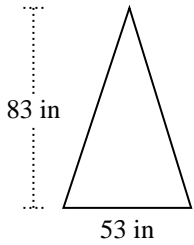
3)



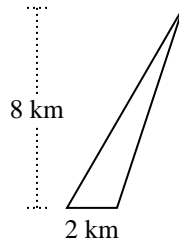
4)



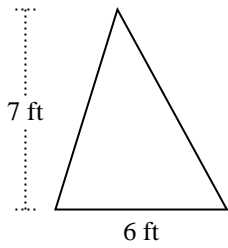
5)



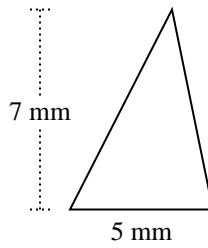
6)



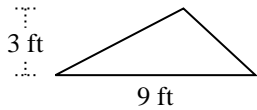
7)



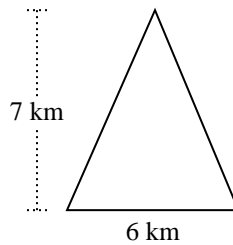
8)



9)



10)



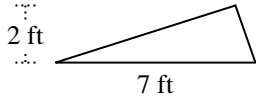
Risposte

1. _____
2. _____
3. _____
4. _____
5. _____
6. _____
7. _____
8. _____
9. _____
10. _____

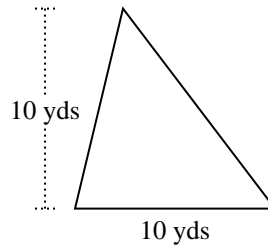


Trova l'area di ciascun traingoli. Le dimensioni non sono in scala.

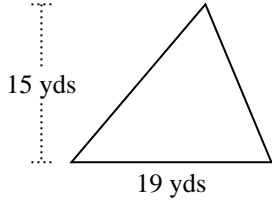
1)



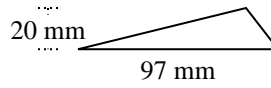
2)



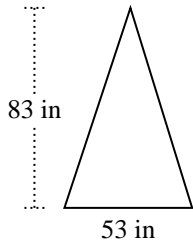
3)



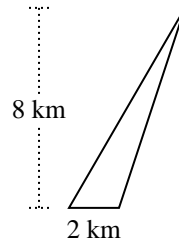
4)



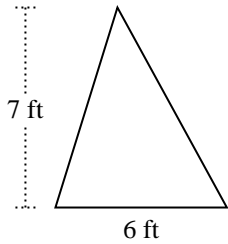
5)



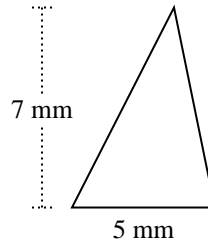
6)



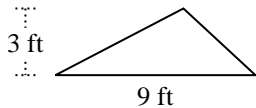
7)



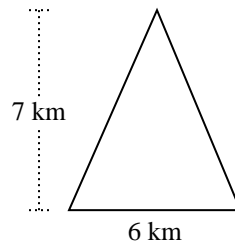
8)



9)



10)

**Risposte**

1. 7 ft²
2. 50 yds²
3. 142,5 yds²
4. 970 mm²
5. 2.199,5 in²
6. 8 km²
7. 21 ft²
8. 17,5 mm²
9. 13,5 ft²
10. 21 km²



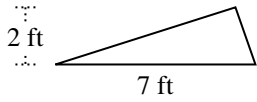
Trova l'area di ciascun traingoli. Le dimensioni non sono in scala.

Risposte

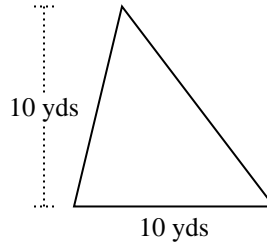
13,5	8	142,5	970
2.199,5	17,5	21	21
50	7		

1. _____
2. _____
3. _____
4. _____
5. _____
6. _____
7. _____
8. _____
9. _____
10. _____

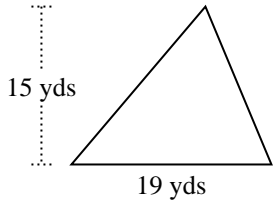
1)



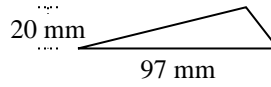
2)



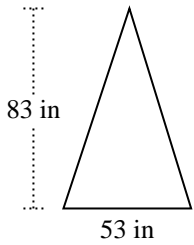
3)



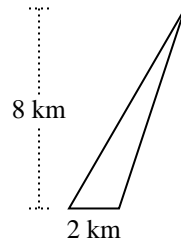
4)



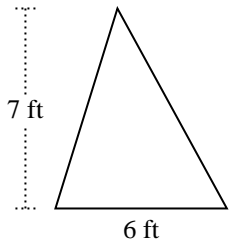
5)



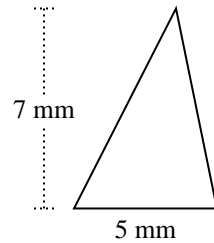
6)



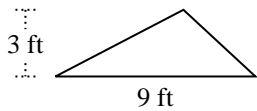
7)



8)



9)



10)

