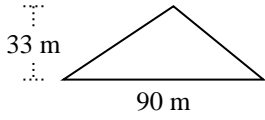


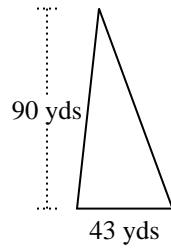


Trova l'area di ciascun traingoli. Le dimensioni non sono in scala.

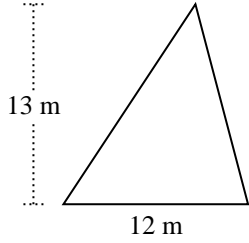
1)



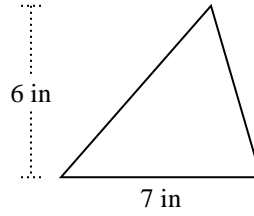
2)



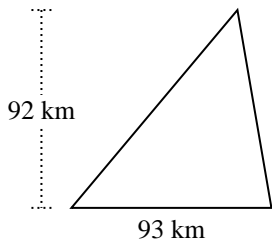
3)



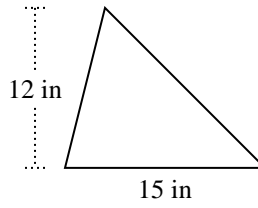
4)



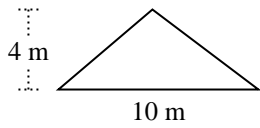
5)



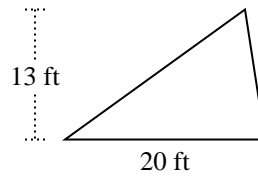
6)



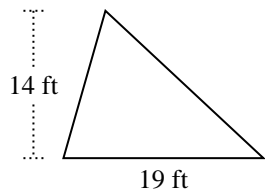
7)



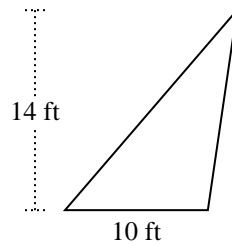
8)



9)



10)



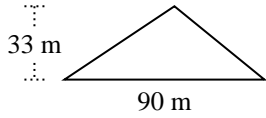
**Risposte**

1. \_\_\_\_\_
2. \_\_\_\_\_
3. \_\_\_\_\_
4. \_\_\_\_\_
5. \_\_\_\_\_
6. \_\_\_\_\_
7. \_\_\_\_\_
8. \_\_\_\_\_
9. \_\_\_\_\_
10. \_\_\_\_\_

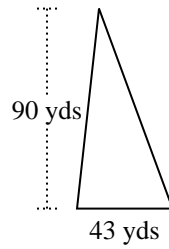


Trova l'area di ciascun traingoli. Le dimensioni non sono in scala.

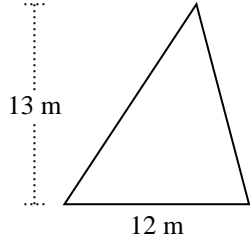
1)



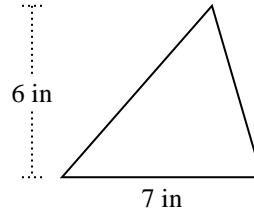
2)



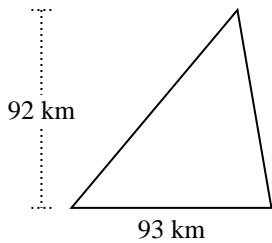
3)



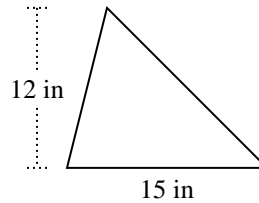
4)



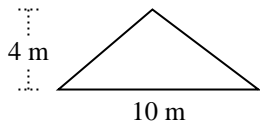
5)



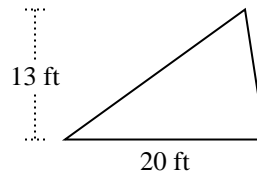
6)



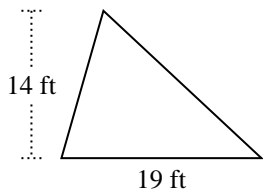
7)



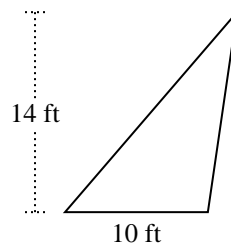
8)



9)



10)

**Risposte**

1. 1.485 m<sup>2</sup>
2. 1.935 yds<sup>2</sup>
3. 78 m<sup>2</sup>
4. 21 in<sup>2</sup>
5. 4.278 km<sup>2</sup>
6. 90 in<sup>2</sup>
7. 20 m<sup>2</sup>
8. 130 ft<sup>2</sup>
9. 133 ft<sup>2</sup>
10. 70 ft<sup>2</sup>



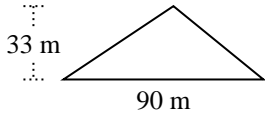
Trova l'area di ciascun traingoli. Le dimensioni non sono in scala.

**Risposte**

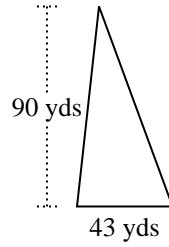
70	90	78	130
21	1.935	4.278	20
1.485	133		

1. \_\_\_\_\_
2. \_\_\_\_\_
3. \_\_\_\_\_
4. \_\_\_\_\_
5. \_\_\_\_\_
6. \_\_\_\_\_
7. \_\_\_\_\_
8. \_\_\_\_\_
9. \_\_\_\_\_
10. \_\_\_\_\_

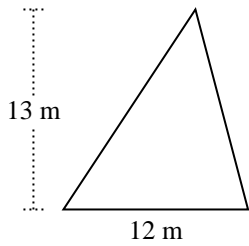
1)



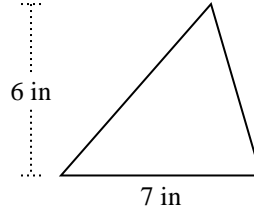
2)



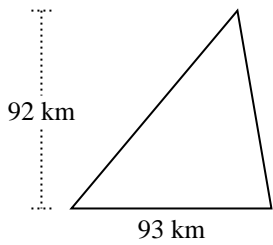
3)



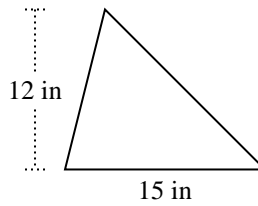
4)



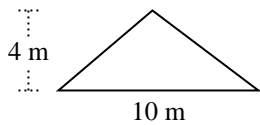
5)



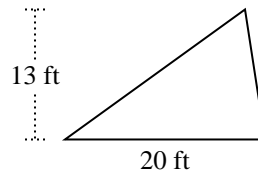
6)



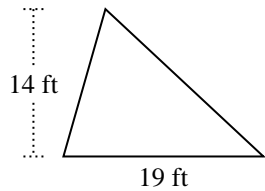
7)



8)



9)



10)

