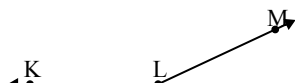




Risolvi ogni problema.

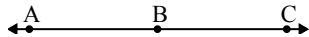
1)



Quale risposta
corrisponde a \sphericalangle KLM?

- A. 77°
- B. 155°
- C. 109°
- D. 41°

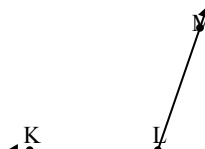
2)



Quale risposta
corrisponde a \sphericalangle ABC?

- A. 180°
- B. 5°
- C. 58°
- D. 157°

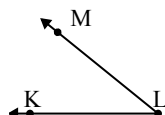
3)



Quale risposta
corrisponde a \sphericalangle KLM?

- A. 109°
- B. 36°
- C. 180°
- D. 76°

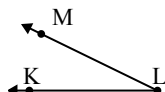
4)



Quale risposta
corrisponde a \sphericalangle KLM?

- A. 39°
- B. 7°
- C. 67°
- D. 129°

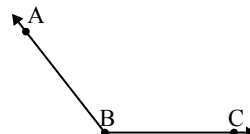
5)



Quale risposta
corrisponde a \sphericalangle KLM?

- A. 111°
- B. 51°
- C. 26°
- D. 154°

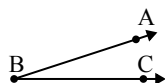
6)



Quale risposta
corrisponde a \sphericalangle ABC?

- A. 154°
- B. 86°
- C. 9°
- D. 128°

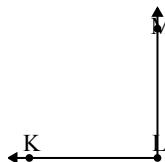
7)



Quale risposta
corrisponde a \sphericalangle ABC?

- A. 18°
- B. 86°
- C. 169°
- D. 109°

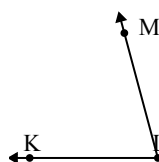
8)



Quale risposta
corrisponde a \sphericalangle KLM?

- A. 66°
- B. 158°
- C. 90°
- D. 120°

9)



Quale risposta
corrisponde a \sphericalangle KLM?

- A. 52°
- B. 167°
- C. 22°
- D. 75°

Risposte

1. _____

2. _____

3. _____

4. _____

5. _____

6. _____

7. _____

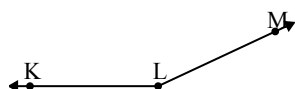
8. _____

9. _____



Risolvi ogni problema.

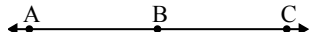
1)



Quale risposta
corrisponde a $\sphericalangle KLM$?

- A. 77°
- B. 155°
- C. 109°
- D. 41°

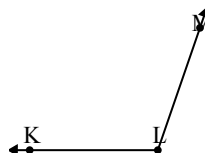
2)



Quale risposta
corrisponde a $\sphericalangle ABC$?

- A. 180°
- B. 5°
- C. 58°
- D. 157°

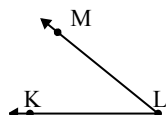
3)



Quale risposta
corrisponde a $\sphericalangle KLM$?

- A. 109°
- B. 36°
- C. 180°
- D. 76°

4)



Quale risposta
corrisponde a $\sphericalangle KLM$?

- A. 39°
- B. 7°
- C. 67°
- D. 129°

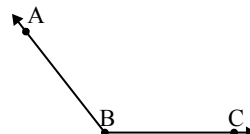
5)



Quale risposta
corrisponde a $\sphericalangle KLM$?

- A. 111°
- B. 51°
- C. 26°
- D. 154°

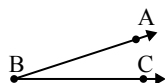
6)



Quale risposta
corrisponde a $\sphericalangle ABC$?

- A. 154°
- B. 86°
- C. 9°
- D. 128°

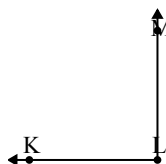
7)



Quale risposta
corrisponde a $\sphericalangle ABC$?

- A. 18°
- B. 86°
- C. 169°
- D. 109°

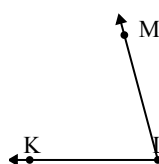
8)



Quale risposta
corrisponde a $\sphericalangle KLM$?

- A. 66°
- B. 158°
- C. 90°
- D. 120°

9)



Quale risposta
corrisponde a $\sphericalangle KLM$?

- A. 52°
- B. 167°
- C. 22°
- D. 75°

Risposte

1. **B**
2. **A**
3. **A**
4. **A**
5. **C**
6. **D**
7. **A**
8. **C**
9. **D**