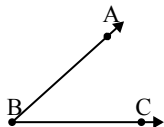




Risolvi ogni problema.

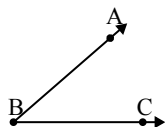
1)



Quale risposta
corrisponde a $\sphericalangle ABC$?

- A. 19°
- B. 63°
- C. 152°
- D. 42°

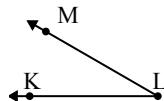
2)



Quale risposta
corrisponde a $\sphericalangle ABC$?

- A. 18°
- B. 71°
- C. 41°
- D. 170°

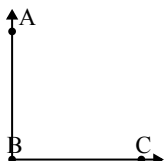
3)



Quale risposta
corrisponde a $\sphericalangle KLM$?

- A. 161°
- B. 30°
- C. 105°
- D. 4°

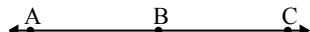
4)



Quale risposta
corrisponde a $\sphericalangle ABC$?

- A. 54°
- B. 90°
- C. 150°
- D. 16°

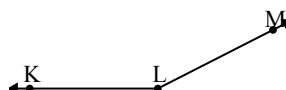
5)



Quale risposta
corrisponde a $\sphericalangle ABC$?

- A. 21°
- B. 93°
- C. 180°
- D. 59°

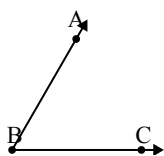
6)



Quale risposta
corrisponde a $\sphericalangle KLM$?

- A. 153°
- B. 5°
- C. 126°
- D. 30°

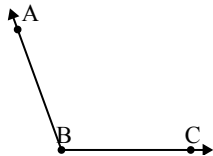
7)



Quale risposta
corrisponde a $\sphericalangle ABC$?

- A. 145°
- B. 110°
- C. 20°
- D. 60°

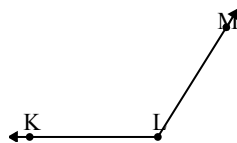
8)



Quale risposta
corrisponde a $\sphericalangle ABC$?

- A. 110°
- B. 16°
- C. 148°
- D. 41°

9)



Quale risposta
corrisponde a $\sphericalangle KIM$?

- A. 10°
- B. 49°
- C. 122°
- D. 160°

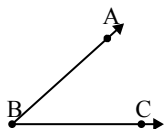
Risposte

1. _____
2. _____
3. _____
4. _____
5. _____
6. _____
7. _____
8. _____
9. _____



Risolvi ogni problema.

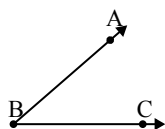
1)



Quale risposta
corrisponde a $\angle ABC$?

- A. 19°
- B. 63°
- C. 152°
- D. 42°

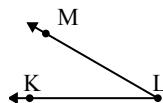
2)



Quale risposta
corrisponde a $\angle ABC$?

- A. 18°
- B. 71°
- C. 41°
- D. 170°

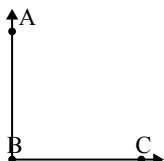
3)



Quale risposta
corrisponde a $\angle KLM$?

- A. 161°
- B. 30°
- C. 105°
- D. 4°

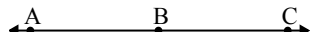
4)



Quale risposta
corrisponde a $\angle ABC$?

- A. 54°
- B. 90°
- C. 150°
- D. 16°

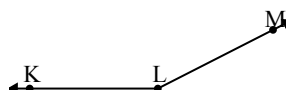
5)



Quale risposta
corrisponde a $\angle ABC$?

- A. 21°
- B. 93°
- C. 180°
- D. 59°

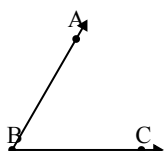
6)



Quale risposta
corrisponde a $\angle KLM$?

- A. 153°
- B. 5°
- C. 126°
- D. 30°

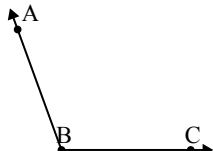
7)



Quale risposta
corrisponde a $\angle ABC$?

- A. 145°
- B. 110°
- C. 20°
- D. 60°

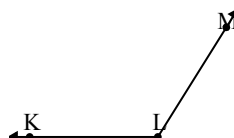
8)



Quale risposta
corrisponde a $\angle ABC$?

- A. 110°
- B. 16°
- C. 148°
- D. 41°

9)



Quale risposta
corrisponde a $\angle KLM$?

- A. 10°
- B. 49°
- C. 122°
- D. 160°

Risposte

1. **D**
2. **C**
3. **B**
4. **B**
5. **C**
6. **A**
7. **D**
8. **A**
9. **C**