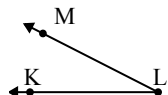




Risolvi ogni problema.

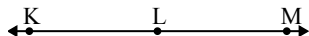
1)



Quale risposta  
corrisponde a  $\angle KLM$ ?

- A.  $27^\circ$
- B.  $89^\circ$
- C.  $61^\circ$
- D.  $160^\circ$

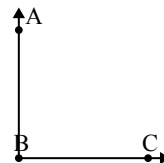
2)



Quale risposta  
corrisponde a  $\angle KLM$ ?

- A.  $180^\circ$
- B.  $81^\circ$
- C.  $135^\circ$
- D.  $55^\circ$

3)



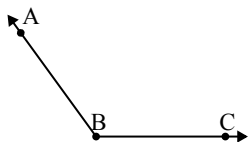
Quale risposta  
corrisponde a  $\angle ABC$ ?

- A.  $2^\circ$
- B.  $90^\circ$
- C.  $169^\circ$
- D.  $62^\circ$

**Risposte**

1. \_\_\_\_\_
2. \_\_\_\_\_
3. \_\_\_\_\_
4. \_\_\_\_\_
5. \_\_\_\_\_
6. \_\_\_\_\_
7. \_\_\_\_\_
8. \_\_\_\_\_
9. \_\_\_\_\_

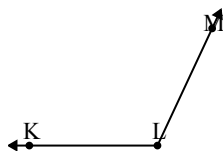
4)



Quale risposta  
corrisponde a  $\angle ABC$ ?

- A.  $9^\circ$
- B.  $58^\circ$
- C.  $95^\circ$
- D.  $126^\circ$

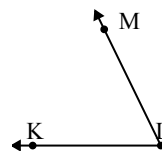
5)



Quale risposta  
corrisponde a  $\angle KLM$ ?

- A.  $7^\circ$
- B.  $91^\circ$
- C.  $150^\circ$
- D.  $115^\circ$

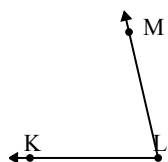
6)



Quale risposta  
corrisponde a  $\angle KLM$ ?

- A.  $64^\circ$
- B.  $21^\circ$
- C.  $125^\circ$
- D.  $102^\circ$

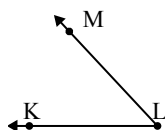
7)



Quale risposta  
corrisponde a  $\angle KLM$ ?

- A.  $2^\circ$
- B.  $176^\circ$
- C.  $77^\circ$
- D.  $153^\circ$

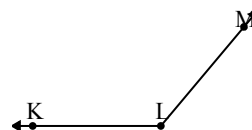
8)



Quale risposta  
corrisponde a  $\angle KLM$ ?

- A.  $47^\circ$
- B.  $26^\circ$
- C.  $173^\circ$
- D.  $96^\circ$

9)



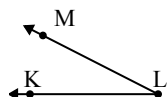
Quale risposta  
corrisponde a  $\angle KLM$ ?

- A.  $130^\circ$
- B.  $14^\circ$
- C.  $179^\circ$
- D.  $63^\circ$



Risolvi ogni problema.

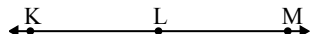
1)



Quale risposta  
corrisponde a  $\sphericalangle$  KLM?

- A.  $27^\circ$
- B.  $89^\circ$
- C.  $61^\circ$
- D.  $160^\circ$

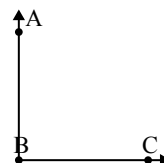
2)



Quale risposta  
corrisponde a  $\sphericalangle$  KLM?

- A.  $180^\circ$
- B.  $81^\circ$
- C.  $135^\circ$
- D.  $55^\circ$

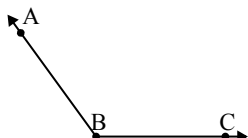
3)



Quale risposta  
corrisponde a  $\sphericalangle$  ABC?

- A.  $2^\circ$
- B.  $90^\circ$
- C.  $169^\circ$
- D.  $62^\circ$

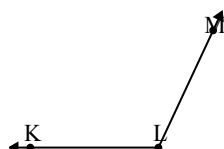
4)



Quale risposta  
corrisponde a  $\sphericalangle$  ABC?

- A.  $9^\circ$
- B.  $58^\circ$
- C.  $95^\circ$
- D.  $126^\circ$

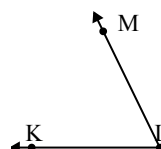
5)



Quale risposta  
corrisponde a  $\sphericalangle$  KLM?

- A.  $7^\circ$
- B.  $91^\circ$
- C.  $150^\circ$
- D.  $115^\circ$

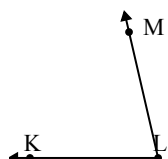
6)



Quale risposta  
corrisponde a  $\sphericalangle$  KLM?

- A.  $64^\circ$
- B.  $21^\circ$
- C.  $125^\circ$
- D.  $102^\circ$

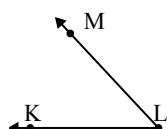
7)



Quale risposta  
corrisponde a  $\sphericalangle$  KLM?

- A.  $2^\circ$
- B.  $176^\circ$
- C.  $77^\circ$
- D.  $153^\circ$

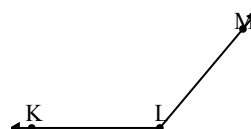
8)



Quale risposta  
corrisponde a  $\sphericalangle$  KLM?

- A.  $47^\circ$
- B.  $26^\circ$
- C.  $173^\circ$
- D.  $96^\circ$

9)



Quale risposta  
corrisponde a  $\sphericalangle$  KLM?

- A.  $130^\circ$
- B.  $14^\circ$
- C.  $179^\circ$
- D.  $63^\circ$

Risposte

1.     **A**
2.     **A**
3.     **B**
4.     **D**
5.     **D**
6.     **A**
7.     **C**
8.     **A**
9.     **A**